

SEAT LEON CUP

Qualifying Practice 1 (QP1)

Risultati Definitivi

Document 8

Rnk	No.	Entrant	Nation	Driver	Nation	Time	Gap	Interv.	Laps	Model
1	44	Gabriele Torelli	ITA	Gabriele Torelli	ITA	1:22.421			4	Seat Leon
2	64	Volpato Gabriele	ITA	Gabriele Volpato	ITA	1:22.553	0.132	0.132	10	Seat Leon
3	36	Alberto Biraghi	ITA	Alberto Biraghi	ITA	1:22.666	0.245	0.113	4	Seat Leon
4	67	Pellegrini Marco	ITA	Marco Pellegrini	ITA	1:22.865	0.444	0.199	6	Seat Leon
5	69	Fumi Franco	ITA	Franco Fumi	ITA	1:22.985	0.564	0.120	6	Seat Leon
6	15	Caiola Alessio	ITA	Alessio A. Caiola	ITA	1:22.993	0.572	0.008	6	Seat Leon
7	92	Fedeli Carlotta	ITA	Carlotta Fedeli	ITA	1:23.725	1.304	0.732	6	Seat Leon
8	3	Gurrieri Raffaele	ITA	Raffaele Gurrieri	ITA	1:23.750	1.329	0.025	9	Seat Leon
9	55	Tramontozzi Ivan	ITA	Ivan Tramontozzi	ITA	1:23.798	1.377	0.048	6	Seat Leon
10	7	Gagliano Massimiliano	ITA	Massimiliano Gagliano	ITA	1:24.209	1.788	0.411	7	Seat Leon
11	23	Guerra Francesco	ITA	Francesco Guerra	ITA	1:24.369	1.948	0.160	5	Seat Leon
12	10	Paolino Federico	ITA	Federico Paolino	ITA	1:24.448	2.027	0.079	6	Seat Leon
13	1	Wyhinny Peter	GBR	Peter Wyhinny	GBR	1:24.709	2.288	0.261	7	Seat Leon
14	9	Maffei Cristian	ITA	Cristian Maffei	ITA	1:27.086	4.665	2.377	8	Seat Leon

Start Time : 06/05 - 16:20:03

Best Lap : No.44 Torelli Gabriele 1:22.421 118,01 Kph

Weather : Rainy Air : 17°C Track : Drying

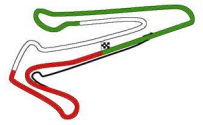
No.9 03:31
Lap 1

No.69 05:19
Lap 3

Clerk of the Course Fabrizio Fondacci (ITA) 05-07/05/2017

Page 1 / 1

Apex Timing 

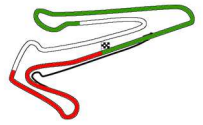


SEAT LEON CUP

Qualifying Practice 1 (QP1) Best Sectors Analysis

For information purposes. No official / regulatory value

S1			S2			S3			Ideal Lap Times						
Rnk	No.	Time	Rnk	No.	Time	Rnk	No.	Time	Rnk	No.	Driver	Nation	Ideal Lap	Best Lap	Diff.
1	44	33.226	1	64	23.023	1	44	25.309	1	44	Torelli Gabriele	ITA	1:21.743	1:22.421	0.678
2	15	33.407	2	36	23.194	2	64	25.484	2	64	Volpato Gabriele	ITA	1:22.170	1:22.553	0.383
3	36	33.439	3	44	23.208	3	15	25.804	3	36	Biraghi Alberto	ITA	1:22.514	1:22.666	0.152
4	67	33.444	4	15	23.469	4	36	25.881	4	15	Caiola Alessio A.	ITA	1:22.680	1:22.993	0.313
5	69	33.530	5	67	23.515	5	67	25.906	5	67	Pellegrini Marco	ITA	1:22.865	1:22.865	
6	3	33.567	6	69	23.542	6	69	25.913	6	69	Fumi Franco	ITA	1:22.985	1:22.985	
7	55	33.649	7	92	23.615	7	3	25.993	7	3	Gurrieri Raffaele	ITA	1:23.249	1:23.750	0.501
8	64	33.663	8	23	23.676	8	92	26.168	8	55	Tramontozzi Ivan	ITA	1:23.653	1:23.798	0.145
9	10	33.827	9	3	23.689	9	55	26.176	9	92	Fedeli Carlotta	ITA	1:23.725	1:23.725	
10	7	33.932	10	7	23.801	10	1	26.264	10	10	Paolino Federico	ITA	1:24.059	1:24.448	0.389
11	92	33.942	11	55	23.828	11	10	26.289	11	23	Guerra Francesco	ITA	1:24.134	1:24.369	0.235
12	1	34.036	12	10	23.943	12	23	26.394	12	7	Gagliano Massimiliano	ITA	1:24.209	1:24.209	
13	23	34.064	13	9	24.226	13	7	26.476	13	1	Wyhinny Peter	GBR	1:24.554	1:24.709	0.155
14	9	35.557	14	1	24.254	14	9	27.303	14	9	Maffei Cristian	ITA	1:27.086	1:27.086	



SEAT LEON CUP

Qualifying Practice 1 (QP1) Analysis

For information purposes. No official / regulatory value

Laps	Sector 1	Sector 2	Sector 3	Lap Time	Time of Day
No.1 Wyhinny Peter					
1		31.927	31.602		16:22:14.844
2	34.036	24.409	26.264	1:24.709	16:23:39.553
3	34.202	24.355	26.282	1:24.839	16:25:04.392
4	34.440	24.254	27.233	1:25.927	16:26:30.319
5	34.757	25.381	27.397	1:27.535	16:27:57.854
6	34.847	24.606	28.265	1:27.718	16:29:25.572
7 IN	34.886	29.498	33.231	1:37.615	16:31:03.187

Laps	Sector 1	Sector 2	Sector 3	Lap Time	Time of Day
No.3 Gurrieri Raffaele					
1		31.823	27.498		16:22:41.138
2	34.021	23.736	25.993	1:23.750	16:24:04.888
3	33.567	23.689	26.953	1:24.209	16:25:29.097
4	36.871	29.591	32.910	1:39.372	16:27:08.469
5	35.459	25.562	27.556	1:28.577	16:28:37.046
6 IN	34.745	29.438	33.361	1:37.544	16:30:14.590
7	15:48.035	30.219	31.871	16:50.125	16:47:04.715
8	38.907	28.121	30.753	1:37.781	16:48:42.496
9	37.797	27.727	30.693	1:36.217	16:50:18.713

Laps	Sector 1	Sector 2	Sector 3	Lap Time	Time of Day
No.7 Gagliano Massimiliano					
1		32.990	32.565		16:22:28.175
2	37.343	24.307	26.533	1:28.183	16:23:56.358
3	33.932	23.801	26.476	1:24.209	16:25:20.567
4	33.933	24.299	26.957	1:25.189	16:26:45.756
5	36.999	27.519	28.307	1:32.825	16:28:18.581
6 IN	36.673	26.268	32.669	1:35.610	16:29:54.191
7 IN	11:16.928	36.168	40.650	12:33.746	16:42:27.937

Laps	Sector 1	Sector 2	Sector 3	Lap Time	Time of Day
No.9 Maffei Cristian					
1		32.744	31.828		16:22:23.327
2	43.180	25.424	27.819	1:36.423	16:23:59.750
3	35.557	24.226	27.303	1:27.086	16:25:26.836
4	37.416	29.464	29.068	1:35.948	16:27:02.784
5	36.683	25.198	27.824	1:29.705	16:28:32.489
6	36.458	25.166	28.275	1:29.899	16:30:02.388
7 IN	36.872	26.376	30.247	1:33.495	16:31:35.883
8 IN	9:55.233	40.176	43.701	11:19.110	16:42:54.993

Laps	Sector 1	Sector 2	Sector 3	Lap Time	Time of Day
No.10 Paolino Federico					
1		25.123	27.007		16:21:40.132
2	34.749	24.214	26.289	1:25.252	16:23:05.384
3	33.827	23.943	26.678	1:24.448	16:24:29.832
4 IN	34.194	24.641	30.890	1:29.725	16:25:59.557
5	17:26.475	31.417	33.517	18:31.409	16:44:30.966
6 IN	40.983	29.881	41.444	1:52.308	16:46:23.274

Laps	Sector 1	Sector 2	Sector 3	Lap Time	Time of Day
No.15 Caiola Alessio A.					
1		24.570	26.727		16:21:37.626
2	33.876	23.469	25.804	1:23.149	16:23:00.775
3	33.407	23.500	26.086	1:22.993	16:24:23.768
4	33.569	23.789	26.789	1:24.147	16:25:47.915
5 IN	37.248	27.376	30.315	1:34.939	16:27:22.854
6 IN	15:27.469	32.533	39.212	16:39.214	16:44:02.068

Laps	Sector 1	Sector 2	Sector 3	Lap Time	Time of Day
No.23 Guerra Francesco					
1		26.965	27.528		16:21:57.126
2	35.889	24.560	26.394	1:26.843	16:23:23.969
3	34.064	23.676	26.629	1:24.369	16:24:48.338
4 IN	34.350	24.237	29.923	1:28.510	16:26:16.848
5 IN	19:26.353	32.824	37.478	20:36.655	16:46:53.503

Laps	Sector 1	Sector 2	Sector 3	Lap Time	Time of Day
No.36 Biraghi Alberto					
1		26.362	26.982		16:21:46.930
2	33.439	23.346	25.881	1:22.666	16:23:09.596
3	33.507	23.194	26.291	1:22.992	16:24:32.588
4 IN	37.707	26.226	28.575	1:32.508	16:26:05.096

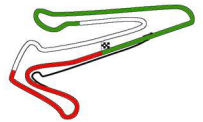
Laps	Sector 1	Sector 2	Sector 3	Lap Time	Time of Day
No.44 Torelli Gabriele					
1		26.859	26.850		16:21:44.877
2	33.904	23.208	25.309	1:22.421	16:23:07.298
3	33.226	23.336	31.990	1:28.552	16:24:35.850
4 IN	33.529	23.583	28.229	1:25.341	16:26:01.191

Laps	Sector 1	Sector 2	Sector 3	Lap Time	Time of Day
No.55 Tramontozzi Ivan					
1		27.271	28.080		16:22:03.435
2	35.710	24.502	26.238	1:26.450	16:23:29.885
3	33.794	23.828	26.176	1:23.798	16:24:53.683
4	33.649	23.959	26.655	1:24.263	16:26:17.946
5 IN	35.913	26.892	30.609	1:33.414	16:27:51.360
6 IN	19:03.376	32.276	38.769	20:14.421	16:48:05.781

Laps	Sector 1	Sector 2	Sector 3	Lap Time	Time of Day
No.64 Volpato Gabriele					
1		24.226	26.329		16:21:35.525
2	33.949	23.233	25.484	1:22.666	16:22:58.191
3	33.663	23.023	25.867	1:22.553	16:24:20.744
4 IN	38.111	26.344	27.793	1:32.248	16:25:52.992
5	5:36.222	28.901	33.016	6:38.139	16:32:31.131
6	39.478	27.260	30.376	1:37.114	16:34:08.245
7	36.947	25.415	28.838	1:31.200	16:35:39.445
8	36.516	25.304	28.169	1:29.989	16:37:09.434
9	35.637	26.039	30.055	1:31.731	16:38:41.165
10 IN	38.861	34.452	35.141	1:48.454	16:40:29.619

Laps	Sector 1	Sector 2	Sector 3	Lap Time	Time of Day
No.67 Pellegrini Marco					
1		27.895	28.346		16:21:56.194
2	35.851	24.290	26.171	1:26.312	16:23:22.506
3	33.444	23.515	25.906	1:22.865	16:24:45.371
4	33.733			1:30.814	16:26:16.185
5 IN	42.369	28.995	33.006	1:44.370	16:28:00.555
6 IN	16:13.439	40.051	43.876	17:37.366	16:45:37.921

Laps	Sector 1	Sector 2	Sector 3	Lap Time	Time of Day
No.69 Fumi Franco					
1		27.771	28.167		16:21:54.771
2	35.208	24.190	26.078	1:25.476	16:23:20.247
3	33.530	23.542	25.913	1:22.985	16:24:43.232
4	33.623	23.880	26.398	1:23.901	16:26:07.133
5 IN	34.524	30.903	33.685	1:39.112	16:27:46.245
6 IN	16:32.373	39.056	43.370	17:54.799	16:45:41.044



SEAT LEON CUP

Qualifying Practice 1 (QP1) Analysis

For information purposes. No official / regulatory value

Laps	Sector 1	Sector 2	Sector 3	Lap Time	Time of Day
No.92 Fedeli Carlotta					
1		31.040	30.328		16:22:07.752
2	35.642	24.210	26.321	1:26.173	16:23:33.925
3	33.942	23.615	26.168	1:23.725	16:24:57.650
4	34.410	24.826	30.025	1:29.261	16:26:26.911
5 IN	37.390	27.168	29.685	1:34.243	16:28:01.154
6 IN	18:50.791	31.689	38.257	20:00.737	16:48:01.891