

SEAT LEON CUP

Race 1 (R1) RISULTATI DEFINITIVI

Document 9.1 OFFICIAL

Rnk	No.	Entrant	Nation	Driver	Nation	Time	Laps	Gap	Interv.	Best Lap	Penalty
1	=	44		Gabriele Torelli		50:29.754	33			1:25.149	
2	▲ ¹	36		Alberto Biraghi		50:35.070	33	5.316	5.316	1:25.945	
3	▼ ¹	64		Volpato Gabriele		50:33.852	33	9.098	3.782	1:25.721	+5.000
4	▲ ²	15		Caiola Alessio		50:56.486	33	26.732	17.634	1:25.934	
5	▲ ⁴	55		Tramontozzi Ivan		51:12.871	33	43.117	16.385	1:25.233	
6	▲ ⁷	1		Wyhinny Peter		51:13.943	33	44.189	1.072	1:25.910	
7	▲ ³	7		Gagliano Massimiliano		51:19.046	33	49.292	5.103	1:26.066	
8	=	3		Gurrieri Raffaele		51:20.571	33	50.817	1.525	1:25.463	
9	▲ ³	10		Paolino Federico		51:25.758	33	56.004	5.187	1:25.912	
10	▲ ¹	23		Guerra Francesco		51:26.550	33	56.796	0.792	1:25.489	
11	▲ ³	9		Maffei Cristian		51:48.577	33	1:18.823	22.027	1:27.990	
12	▼ ⁷	69		Fumi Franco		50:35.635	30	3 Laps	3 Laps	1:25.336	
13	▼ ⁹	67		Pellegrini Marco		44:46.511	29	4 Laps	1 Lap	1:25.751	
14	▼ ⁷	92		Fedeli Carlotta		14:45.886	9	24 Laps	20 Laps	1:32.373	

No.64 Masserini Andrea : Penalty - No respect Track Limit T 2-5

Leaders : No.44 Torelli Gabriele (1-18) / No.64 Masserini Andrea (19-29) / No.44 Torelli Gabriele (30-33)

Start Time : 07/05 - 09:14:39

Best Lap : No.44 Torelli Gabriele 1:25.149 114,23 Kph

Weather : Slightly cloudy Air : 13°C Track : Drying

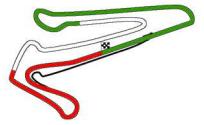
Event Record : No.44 Torelli Gabriele 1:22.421 118,01 Kph

 No.64 44:33
Lap 28

Clerk of the Course Fabrizio Fondacci (ITA) 05-07/05/2017

Page 1 / 1

 Apex Timing 

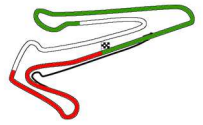


SEAT LEON CUP

Race 1 (R1) Lap Chart

For information purposes. No official / regulatory value

	1	2	3	4	5	6	7	8	9	10	11	12	13	14
Grid	44	64	36	67	69	15	92	3	55	7	23	10	1	9
Start														
Lap 1 Interval	44 0.5	64 1.1	36 1.0	67 1.0	69 0.7	15 0.8	92 1.0	3 1.4	55 2.8	7 0.9	23 1.7	10 1.1	1 1.0	9 3.9
Lap 2	44 0.7	64 1.4	36 1.4	67 0.8	69 0.5	15 0.6	92 1.0	3 0.7	55 1.8	7 2.2	23 1.8	10 3.0	1 1.0	9 2.6
Lap 3	44 0.5	64 0.9	36 0.9	67 0.2	69 0.5	15 0.8	92 0.5	3 0.6	55 0.9	7 1.3	23 0.6	10 1.6	1 0.8	9 1.6
Lap 4	44 1.3	64 0.8	36 0.8	67 0.4	69 1.3	15 2.1	92 1.2	3 0.6	55 0.4	7 0.7	23 0.8	1 2.6	10 1.0	9 2.7
Lap 5	44 1.1	64 1.7	36 1.7	67 0.4	69 1.1	15 3.3	92 1.9	3 1.3	55 0.1	7 0.7	23 0.3	1 0.6	10 4.1	9 3.7
Lap 6	44 1.8	64 1.0	36 1.0	67 0.4	69 1.6	15 5.8	92 1.6	3 1.9	55 0.2	7 0.2	23 0.2	1 0.3	10 5.5	9 2.5
Lap 7	44 1.9	64 0.7	36 0.7	67 0.6	69 0.7	15 8.1	92 1.9	55 1.7	3 0.3	7 0.2	23 0.3	1 0.3	10 5.6	9 1.9
Lap 8	44 0.9	64 1.3	36 1.3	67 0.8	69 0.5	15 9.5	92 1.6	55 0.9	3 1.6	7 0.3	23 0.2	1 0.5	10 5.4	9 1.6
Lap 9	44 1.1	64 1.5	67 1.5	36 0.4	69 0.3	15 10.7	55 2.8	92 0.4	3 0.7	7 0.4	1 0.9	23 0.5	10 5.3	9 2.5
Lap 10	44 0.7	64 1.4	67 1.4	36 1.0	69 0.5	15 12.0	55 2.3	7 0.9	3 2.5	1 0.0	23 0.3	10 3.9	9 3.9	
Lap 11	44 0.9	64 1.4	67 1.4	69 0.6	36 1.4	15 12.4	55 1.3	7 0.9	1 1.7	3 1.4	23 0.5	10 3.5	9 4.7	
Lap 12	44 1.4	64 1.0	69 1.0	67 0.0	36 1.6	15 13.7	55 0.5	7 1.1	3 3.6	1 0.7	23 0.5	10 2.0	9 5.4	
Lap 13	44 1.7	67 1.3	64 1.3	36 1.3	15 14.0	55 0.5	7 1.1	1 3.6	3 1.1	23 0.2	10 1.9	9 5.0	69 3.59	
Lap 14	44 1.0	67 1.0	64 1.0	36 1.9	55 15.9	15 0.5	7 0.2	1 4.4	23 0.2	3 0.9	10 1.0	9 5.6	69 3.59	
Lap 15	44 1.2	67 1.1	64 1.1	36 1.5	55 16.6	7 1.4	1 4.9	3 2.1	10 0.5	9 5.3	15 51.8	23 35.7	69 2.31	
Lap 16	44 0.4	67 0.4	64 0.4	36 2.7	7 18.0	1 5.5	10 2.1	9 6.6	15 49.8	3 8.2	55 16.4	23 14.1	69 2.29	
Lap 17	44 5.4	36 28.8	7 3.9	9 3.9	64 24.2	67 2.4	15 22.0	1 5.2	10 1.2	3 2.6	55 14.1	23 15.6	69 3.30	
Lap 18	44 42.1	9 20.5	64 2.1	67 2.1	36 3.7	15 18.6	1 5.6	10 1.7	7 6.2	55 9.6	3 2.2	23 14.6	69 3.28	
Lap 19	64 1.3	67 2.7	44 2.2	36 2.2	15 18.8	1 5.0	10 2.5	7 6.8	9 5.4	55 3.5	3 2.8	23 14.4	69 3.26	
Lap 20	64 2.3	67 1.6	44 1.6	36 3.2	15 18.0	1 4.7	10 4.3	7 6.8	9 5.3	55 1.7	3 3.5	23 14.3	69 3.26	
Lap 21	64 2.2	67 1.0	44 1.0	36 4.0	15 18.0	1 4.2	10 4.6	7 8.1	9 5.3	55 0.4	3 4.1	23 13.5	69 3.25	
Lap 22	64 1.8	67 1.1	44 1.1	36 3.9	15 18.0	1 5.6	10 3.6	7 10.4	55 5.0	9 0.4	3 3.1	23 12.3	69 3.24	

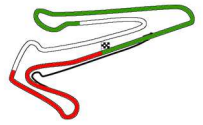


SEAT LEON CUP

Race 1 (R1) Lap Chart

For information purposes. No official / regulatory value

Lap 23	64	67 1.1	44 1.2	36 4.1	15 17.8	1 5.0	10 4.7	7 11.8	55 2.5	3 5.0	9 1.5	23 9.6	69 3:23
Lap 24	64	44 0.3	67 0.0	36 4.4	15 19.3	1 3.4	10 6.8	7 11.2	55 0.9	3 5.3	9 3.7	23 6.8	69 3:27
Lap 25	64	67 0.6	44 0.2	36 3.3	15 20.4	1 3.4	7 18.6	55 0.2	10 1.0	3 3.0	9 6.3	23 4.4	69 3:27
Lap 26	64	67 1.4	44 0.2	36 2.6	15 21.1	1 18.4	7 3.3	55 0.9	10 0.9	3 2.0	9 9.9	23 1.4	69 3:26
Lap 27	64	67 2.1	44 0.2	36 1.8	15 21.4	1 18.8	7 2.6	55 0.5	10 1.4	3 1.6	23 11.6	9 4.7	69 3:21
Lap 28	64	67 0.8	44 0.5	36 2.7	15 20.4	1 19.2	55 3.7	7 0.4	10 0.4	3 0.6	23 11.7	9 8.5	69 3:17
Lap 29	64	67 0.5	44 0.1	36 0.9	15 20.0	1 19.5	55 3.2	7 1.7	3 1.0	10 0.0	23 10.3	9 11.7	69 3:14
Lap 30	44	64 1.3	36 1.0	15 20.6	1 18.3	55 2.0	7 3.0	3 0.3	10 7.4	23 2.9	9 14.0	69 3:12	
Lap 31	44	64 3.0	36 1.3	15 20.2	1 17.6	55 1.3	7 5.5	3 0.3	10 5.5	23 2.7	9 16.2		
Lap 32	44	64 3.9	36 1.1	15 20.9	1 16.9	55 0.4	7 6.5	3 1.0	10 4.5	23 2.2	9 19.3		
Lap 33	44	64 4.0	36 1.2	15 21.4	55 16.3	1 1.0	7 5.1	3 1.5	10 5.1	23 0.7	9 22.0		



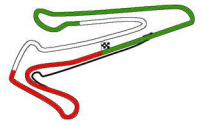
SEAT LEON CUP

Race 1 (R1) Analysis

For information purposes. No official / regulatory value

Laps	Sector 1	Sector 2	Sector 3	Lap Time	Time of Day
No.1 Wyhinny Peter					
1	9:48.519	35.954	32.097	10:56.570	9:16:20.587
2		34.570	31.525	1:57.384	9:18:17.971
3	44.161	30.479	31.940	1:46.580	9:20:04.551
4	39.235	29.176	28.584	1:36.995	9:21:41.546
5	37.806	27.377	28.158	1:33.341	9:23:14.887
6	38.380	27.810	28.663	1:34.853	9:24:49.740
7	38.226	27.665	27.804	1:33.695	9:26:23.435
8	37.961	27.329	27.745	1:33.035	9:27:56.470
9	36.321	26.636	27.913	1:30.870	9:29:27.340
10	37.238	26.688	27.929	1:31.855	9:30:59.195
11	35.836	25.653	26.991	1:28.480	9:32:27.675
12	36.569	28.329	27.346	1:32.244	9:33:59.919
13	35.758	26.089	27.317	1:29.164	9:35:29.083
14	36.446	26.567	27.397	1:30.410	9:36:59.493
15	36.558	25.751	27.166	1:29.475	9:38:28.968
16 IN	35.940	25.553	27.199	1:28.692	9:39:57.660
17	1:39.987	25.625	27.035	2:32.647	9:42:30.307
18	35.466	25.177	26.670	1:27.313	9:43:57.620
19	35.247	25.028	26.505	1:26.780	9:45:24.400
20	35.093	24.874	26.682	1:26.649	9:46:51.049
21	34.882	25.330	26.506	1:26.718	9:48:17.767
22	35.037	25.978	26.717	1:27.732	9:49:45.499
23	34.717	24.644	26.549	1:25.910	9:51:11.409
24	35.288	24.478	26.929	1:26.695	9:52:38.104
25 IN	35.410	24.759	27.158	1:27.327	9:54:05.431
26	49.793	25.196	26.643	1:41.632	9:55:47.063
27	35.050	25.112	26.575	1:26.737	9:57:13.800
28	34.917	24.837	26.604	1:26.358	9:58:40.158
29	35.115	24.571	26.736	1:26.422	10:00:06.580
30	34.878	24.782	26.743	1:26.403	10:01:32.983
31	34.740	24.661	26.658	1:26.059	10:02:59.042
32	34.834	24.726	26.722	1:26.282	10:04:25.324
33	34.767	24.558	28.621	1:27.946	10:05:53.270
No.3 Gurrieri Raffaele					
1	9:52.667	34.735	34.733	11:02.135	9:16:12.749
2		32.455	31.684	1:55.225	9:18:07.974
3	47.865	29.786	33.362	1:51.013	9:19:58.987
4	39.469	28.775	29.569	1:37.813	9:21:36.800
5	38.400	28.234	29.660	1:36.294	9:23:13.094
6	37.261	28.060	30.150	1:35.471	9:24:48.565
7	36.624	28.869	28.373	1:33.866	9:26:22.431
8	37.173	27.395	28.265	1:32.833	9:27:55.264
9	36.104	26.715	27.867	1:30.686	9:29:25.950
10	38.395	26.603	28.200	1:33.198	9:30:59.148
11	36.483	26.478	27.012	1:29.973	9:32:29.121
12	36.195	26.317	27.556	1:30.068	9:33:59.189
13	37.090	26.583	27.409	1:31.082	9:35:30.271
14	36.717	26.234	27.466	1:30.417	9:37:00.688
15 IN	36.518	26.609	27.267	1:30.394	9:38:31.082
16	1:38.787	26.194	28.474	2:33.455	9:41:04.537

Laps	Sector 1	Sector 2	Sector 3	Lap Time	Time of Day
17 IN	36.042	26.143	27.478	1:29.663	9:42:34.200
18	50.267	26.094	27.040	1:43.401	9:44:17.601
19	35.478	25.598	26.940	1:28.016	9:45:45.617
20	35.028	25.257	26.912	1:27.197	9:47:12.814
21	35.638	25.093	26.925	1:27.656	9:48:40.470
22	35.437	25.409	26.915	1:27.761	9:50:08.231
23	35.194	25.421	26.835	1:27.450	9:51:35.681
24	35.133	25.219	26.475	1:26.827	9:53:02.508
25	34.407	25.102	26.474	1:25.983	9:54:28.491
26	34.758	24.777	26.241	1:25.776	9:55:54.267
27	34.567	24.914	26.299	1:25.780	9:57:20.047
28	34.702	24.342	26.419	1:25.463	9:58:45.510
29	35.219	24.740	27.153	1:27.112	10:00:12.622
30	34.648	24.727	26.472	1:25.847	10:01:38.469
31	36.846	24.712	26.268	1:27.826	10:03:06.295
32	35.262	25.243	26.507	1:27.012	10:04:33.307
33	34.763	24.918	26.910	1:26.591	10:05:59.898
No.7 Gagliano Massimiliano					
1	8:42.865	36.161	33.732	9:52.758	9:16:16.616
2		34.695	29.781	1:55.403	9:18:12.019
3	45.806	30.880	32.599	1:49.285	9:20:01.304
4	38.885	29.156	28.642	1:36.683	9:21:37.987
5	38.488	28.757	28.723	1:35.968	9:23:13.955
6	38.133	28.078	28.953	1:35.164	9:24:49.119
7	37.506	27.971	28.121	1:33.598	9:26:22.717
8	37.584	27.290	28.032	1:32.906	9:27:55.623
9	36.587	26.664	27.563	1:30.814	9:29:26.437
10	37.070	25.961	27.112	1:30.143	9:30:56.580
11	35.923	26.188	27.187	1:29.298	9:32:25.878
12	36.078	26.285	27.313	1:29.676	9:33:55.554
13	35.947	26.451	27.498	1:29.896	9:35:25.450
14	35.903	26.329	27.403	1:29.635	9:36:55.085
15	35.974	25.876	27.129	1:28.979	9:38:24.064
16	35.434	25.449	27.119	1:28.002	9:39:52.066
17 IN	35.895	35.711	28.657	1:40.263	9:41:32.329
18	1:40.240	25.870	27.240	2:33.350	9:44:05.679
19	35.443	25.549	27.106	1:28.098	9:45:33.777
20	35.517	25.629	27.293	1:28.439	9:47:02.216
21	35.612	25.801	26.901	1:28.314	9:48:30.530
22	35.907	25.927	27.219	1:29.053	9:49:59.583
23	35.809	25.438	27.164	1:28.411	9:51:27.994
24	35.894	25.356	26.958	1:28.208	9:52:56.202
25	35.486	25.159	27.254	1:27.899	9:54:24.101
26	35.043	24.648	26.597	1:26.288	9:55:50.389
27	34.956	24.588	26.522	1:26.066	9:57:16.455
28	34.710	24.808	28.393	1:27.911	9:58:44.366
29	35.137	25.194	26.861	1:27.192	10:00:11.558
30	34.910	24.803	26.870	1:26.583	10:01:38.141
31	36.088	25.003	26.665	1:27.756	10:03:05.897
32	34.675	24.922	26.800	1:26.397	10:04:32.294
33	34.605	24.647	26.827	1:26.079	10:05:58.373



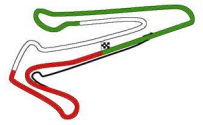
SEAT LEON CUP

Race 1 (R1) Analysis

For information purposes. No official / regulatory value

Laps	Sector 1	Sector 2	Sector 3	Lap Time	Time of Day
No.9 Tarantino Luigino					
1	9:09.367	36.177	31.852	10:17.396	9:16:24.511
2		34.587	31.948	1:56.086	9:18:20.597
3	43.512	31.063	31.032	1:45.607	9:20:06.204
4	39.792	29.377	29.980	1:39.149	9:21:45.353
5	38.846	28.843	29.727	1:37.416	9:23:22.769
6	38.189	28.127	28.752	1:35.068	9:24:57.837
7	37.303	27.783	28.135	1:33.221	9:26:31.058
8	37.409	27.302	27.786	1:32.497	9:28:03.555
9	37.349	27.145	27.805	1:32.299	9:29:35.854
10	37.083	26.371	28.083	1:31.537	9:31:07.391
11	36.609	26.373	27.620	1:30.602	9:32:37.993
12	36.434	25.729	27.812	1:29.975	9:34:07.968
13	36.111	25.961	27.521	1:29.593	9:35:37.561
14	36.417	25.978	27.356	1:29.751	9:37:07.312
15	36.476	25.797	27.427	1:29.700	9:38:37.012
16	36.471	25.465	27.488	1:29.424	9:40:06.436
17	36.069	26.070	27.733	1:29.872	9:41:36.308
18 IN	36.964	25.413	28.193	1:30.570	9:43:06.878
19	1:39.654	25.093	27.572	2:32.319	9:45:39.197
20	35.809	25.244	27.286	1:28.339	9:47:07.536
21	35.898	25.029	27.383	1:28.310	9:48:35.846
22	35.678	25.431	28.104	1:29.213	9:50:05.059
23	35.954	28.589	27.580	1:32.123	9:51:37.182
24	36.186	25.476	27.417	1:29.079	9:53:06.261
25	35.944	25.315	27.333	1:28.592	9:54:34.853
26	35.883	25.590	27.913	1:29.386	9:56:04.239
27	35.916	28.520	27.836	1:32.272	9:57:36.511
28	36.055	25.580	27.580	1:29.215	9:59:05.726
29	36.063	25.203	27.660	1:28.926	10:00:34.652
30	35.572	25.155	27.527	1:28.254	10:02:02.906
31	35.378	25.406	27.206	1:27.990	10:03:30.896
32	36.121	25.150	27.383	1:28.654	10:04:59.550
33	35.737	25.280	27.337	1:28.354	10:06:27.904
No.10 Paolino Federico					
1	9:29.084	36.334	32.459	10:37.877	9:16:19.530
2		35.044	31.482	1:57.414	9:18:16.944
3	43.341	30.967	32.431	1:46.739	9:20:03.683
4	39.250	29.450	30.180	1:38.880	9:21:42.563
5	38.811	28.773	28.922	1:36.506	9:23:19.069
6	38.739	28.341	29.135	1:36.215	9:24:55.284
7	37.832	27.943	28.052	1:33.827	9:26:29.111
8	37.483	27.371	27.928	1:32.782	9:28:01.893
9	37.074	27.025	27.307	1:31.406	9:29:33.299
10	36.732	26.266	27.143	1:30.141	9:31:03.440
11	36.305	26.148	27.379	1:29.832	9:32:33.272
12	36.083	26.032	27.103	1:29.218	9:34:02.490
13	36.887	26.156	26.973	1:30.016	9:35:32.506
14	36.062	26.246	26.898	1:29.206	9:37:01.712
15	36.273	26.204	27.456	1:29.933	9:38:31.645
16 IN	35.602	25.490	27.056	1:28.148	9:39:59.793

Laps	Sector 1	Sector 2	Sector 3	Lap Time	Time of Day
17	1:38.941	25.367	27.454	2:31.762	9:42:31.555
18	35.428	25.613	26.801	1:27.842	9:43:59.397
19	35.367	25.426	26.718	1:27.511	9:45:26.908
20	35.432	25.205	27.865	1:28.502	9:46:55.410
21	35.244	25.074	26.672	1:26.990	9:48:22.400
22	34.909	24.763	27.037	1:26.709	9:49:49.109
23	35.213	24.997	26.840	1:27.050	9:51:16.159
24 IN	35.391	25.589	27.810	1:28.790	9:52:44.949
25	49.282	24.538	26.660	1:40.480	9:54:25.429
26	35.205	24.644	26.952	1:26.801	9:55:52.230
27	34.779	24.656	26.765	1:26.200	9:57:18.430
28	34.712	24.326	27.357	1:26.395	9:58:44.825
29	35.251	24.869	27.692	1:27.812	10:00:12.637
30	35.445	24.395	33.490	1:33.330	10:01:45.967
31	35.099	24.261	26.552	1:25.912	10:03:11.879
32	34.683	24.403	26.900	1:25.986	10:04:37.865
33	35.775	24.703	26.742	1:27.220	10:06:05.085
No.15 Cipolla Ercole					
1	9:29.977	35.505	35.719	10:41.201	9:16:10.312
2		32.486	32.704	1:55.881	9:18:06.193
3	46.459	30.427	34.541	1:51.427	9:19:57.620
4	39.351	28.783	29.174	1:37.308	9:21:34.928
5	37.740	27.953	29.222	1:34.915	9:23:09.843
6	37.577	29.055	28.572	1:35.204	9:24:45.047
7	37.155	27.427	28.684	1:32.266	9:26:18.313
8	36.913	27.820	27.955	1:32.688	9:27:51.001
9	36.168	26.607	28.136	1:30.911	9:29:21.912
10	36.340	26.839	28.212	1:31.391	9:30:53.303
11	35.753	26.724	27.775	1:30.252	9:32:23.555
12	35.777	26.566	27.931	1:30.274	9:33:53.829
13	35.993	26.208	27.711	1:29.912	9:35:23.741
14 IN	35.733	26.285	29.039	1:31.057	9:36:54.798
15	1:40.399	25.999	27.684	2:34.082	9:39:28.880
16	35.187	25.321	26.926	1:27.434	9:40:56.314
17	35.583	25.844	27.296	1:28.723	9:42:25.037
18	35.020	25.257	26.661	1:26.938	9:43:51.975
19	34.908	25.556	26.945	1:27.409	9:45:19.384
20	35.059	25.015	26.889	1:26.963	9:46:46.347
21	34.669	25.227	27.229	1:27.125	9:48:13.472
22	34.361	25.079	26.923	1:26.363	9:49:39.835
23	34.661	24.893	27.019	1:26.573	9:51:06.408
24	35.573	25.549	27.150	1:28.272	9:52:34.680
25	35.137	25.280	26.892	1:27.309	9:54:01.989
26	34.727	24.865	27.012	1:26.604	9:55:28.593
27	34.474	24.861	26.998	1:26.333	9:56:54.926
28	34.424	24.870	26.640	1:25.934	9:58:20.860
29	34.284	24.852	27.054	1:26.190	9:59:47.050
30	35.187	25.295	27.131	1:27.613	10:01:14.663
31	34.361	25.350	27.020	1:26.731	10:02:41.394
32	34.545	25.342	27.090	1:26.977	10:04:08.371
33	34.787	25.171	27.484	1:27.442	10:05:35.813



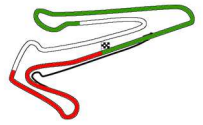
SEAT LEON CUP

Race 1 (R1) Analysis

For information purposes. No official / regulatory value

Laps	Sector 1	Sector 2	Sector 3	Lap Time	Time of Day
No.23 Bettera Enrico					
1	9:22.255	36.726	32.884	10:31.865	9:16:18.357
2		35.248	30.160	1:55.519	9:18:13.876
3	45.306	30.406	32.406	1:48.118	9:20:01.994
4	39.468	29.214	28.202	1:36.884	9:21:38.878
5	38.729	28.356	28.306	1:35.391	9:23:14.269
6	38.295	27.884	28.962	1:35.141	9:24:49.410
7	38.021	27.583	28.089	1:33.693	9:26:23.103
8	37.667	27.422	27.708	1:32.797	9:27:55.900
9	37.757	26.786	27.464	1:32.007	9:29:27.907
10	37.371	26.751	27.490	1:31.612	9:30:59.519
11	36.371	26.657	27.164	1:30.192	9:32:29.711
12	36.592	26.607	27.511	1:30.710	9:34:00.421
13	36.564	26.517	27.047	1:30.128	9:35:30.549
14	IN	36.754	26.459	25.996	1:29.209
15	2:10.047	26.727	28.147	3:04.921	9:40:04.679
16	36.708	26.017	27.674	1:30.399	9:41:35.078
17	36.031	25.660	27.205	1:28.896	9:43:03.974
18	35.993	25.446	26.838	1:28.277	9:44:32.251
19	35.857	25.292	26.687	1:27.836	9:46:00.087
20	35.110	25.450	26.476	1:27.036	9:47:27.123
21	35.367	25.029	26.524	1:26.920	9:48:54.043
22	35.186	24.743	26.579	1:26.508	9:50:20.551
23	35.201	24.743	26.344	1:26.288	9:51:46.839
24	35.113	24.475	26.703	1:26.291	9:53:13.130
25	34.898	24.896	26.404	1:26.198	9:54:39.328
26	35.151	24.786	26.394	1:26.331	9:56:05.659
27	34.941	24.577	26.554	1:26.072	9:57:31.731
28	34.694	24.464	26.331	1:25.489	9:58:57.220
29	34.719	24.440	26.559	1:25.718	10:00:22.938
30	34.711	24.541	26.712	1:25.964	10:01:48.902
31	34.991	24.122	26.607	1:25.720	10:03:14.622
32	34.611	24.314	26.611	1:25.536	10:04:40.158
33	34.738	24.366	26.615	1:25.719	10:06:05.877
No.36 Biraghi Alberto					
1	9:14.471	36.926	36.531	10:27.928	9:16:07.680
2		32.475	34.219	1:56.441	9:18:04.121
3	44.686	32.408	34.706	1:51.800	9:19:55.921
4	38.734	27.633	28.735	1:35.102	9:21:31.023
5	37.891	27.514	28.479	1:33.884	9:23:04.907
6	37.206	27.091	27.901	1:32.198	9:24:37.105
7	37.007	26.854	27.791	1:31.652	9:26:08.757
8	36.945	26.793	27.470	1:31.208	9:27:39.965
9	36.531	26.375	27.927	1:30.833	9:29:10.798
10	36.344	26.204	27.338	1:29.886	9:30:40.684
11	37.171	26.228	27.054	1:30.453	9:32:11.137
12	35.926	25.890	27.162	1:28.978	9:33:40.115
13	36.219	25.865	27.445	1:29.529	9:35:09.644
14	35.645	25.884	27.118	1:28.647	9:36:38.291
15	35.635	25.180	26.863	1:27.678	9:38:05.969
16	35.844	25.399	26.789	1:28.032	9:39:34.001

Laps	Sector 1	Sector 2	Sector 3	Lap Time	Time of Day
17	IN	36.523	26.065	26.916	1:29.504
18	1:38.271	24.952	26.558	26.576	2:29.781
19	35.721	24.922	26.576	1:27.219	9:45:00.505
20	35.843	25.381	26.564	1:27.788	9:46:28.293
21	35.460	24.952	26.681	1:27.093	9:47:55.386
22	35.349	24.643	26.436	1:26.428	9:49:21.814
23	35.336	24.816	26.622	1:26.774	9:50:48.588
24	35.200	24.825	26.701	1:26.726	9:52:15.314
25	35.117	24.535	26.561	1:26.213	9:53:41.527
26	35.028	24.341	26.576	1:25.945	9:55:07.472
27	35.136	24.292	26.598	1:26.026	9:56:33.498
28	35.749	24.671	26.502	1:26.922	9:58:00.420
29	35.083	25.031	26.444	1:26.558	9:59:26.978
30	35.480	24.910	26.596	1:26.986	10:00:53.964
31	35.360	25.040	26.741	1:27.141	10:02:21.105
32	35.120	24.779	26.424	1:26.323	10:03:47.428
33	35.147	25.096	26.726	1:26.969	10:05:14.397
No.44 Torelli Gabriele					
1	9:04.592	37.214	36.772	10:18.578	9:16:06.017
2		33.180	33.858	1:55.928	9:18:01.945
3	43.627	33.976	34.926	1:52.529	9:19:54.474
4	38.364	27.802	28.147	1:34.313	9:21:28.787
5	38.123	27.511	27.578	1:33.212	9:23:01.999
6	37.635	27.264	27.250	1:32.149	9:24:34.148
7	37.786	27.108	26.990	1:31.884	9:26:06.032
8	37.595	27.214	26.847	1:31.656	9:27:37.688
9	36.820	26.468	26.683	1:29.971	9:29:07.659
10	36.965	26.261	26.589	1:29.815	9:30:37.474
11	36.419	26.104	26.541	1:29.064	9:32:06.538
12	36.459	26.279	26.642	1:29.380	9:33:35.918
13	36.747	25.971	26.586	1:29.304	9:35:05.222
14	36.219	25.739	27.019	1:28.977	9:36:34.199
15	36.012	25.302	26.590	1:27.904	9:38:02.103
16	35.964	25.765	26.583	1:28.312	9:39:30.415
17	35.751	25.575	26.283	1:27.609	9:40:58.024
18	IN	35.528	25.398	25.794	1:26.720
19	1:41.102	25.622	26.782	2:33.506	9:44:58.250
20	35.527	24.614	26.662	1:26.803	9:46:25.053
21	35.031	24.794	26.485	1:26.310	9:47:51.363
22	35.494	24.626	26.420	1:26.540	9:49:17.903
23	35.256	24.720	26.555	1:26.531	9:50:44.434
24	34.968	24.589	26.866	1:26.423	9:52:10.857
25	36.059	24.716	26.573	1:27.348	9:53:38.205
26	35.492	24.674	26.402	1:26.568	9:55:04.773
27	35.284	24.438	27.163	1:26.885	9:56:31.658
28	34.925	24.511	26.626	1:26.062	9:57:57.720
29	34.854	25.374	28.074	1:28.302	9:59:26.022
30	35.374	23.991	26.210	1:25.575	10:00:51.597
31	34.487	24.368	26.294	1:25.149	10:02:16.746
32	34.941	24.416	26.219	1:25.576	10:03:42.322
33	35.745	24.690	26.324	1:26.759	10:05:09.081



SEAT LEON CUP

Race 1 (R1) Analysis

For information purposes. No official / regulatory value

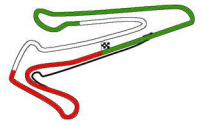
Laps	Sector 1	Sector 2	Sector 3	Lap Time	Time of Day
No.55 Pegoraro Lorenzo					
1	9:30.740	35.653	34.836	10:41.229	9:16:15.648
2		35.831	28.905	1:54.152	9:18:09.800
3	47.028	29.840	33.241	1:50.109	9:19:59.909
4	39.363	28.830	29.155	1:37.348	9:21:37.257
5	38.516	28.160	29.268	1:35.944	9:23:13.201
6	37.857	27.763	30.008	1:35.628	9:24:48.829
7	36.776	27.973	28.497	1:33.246	9:26:22.075
8	36.872	26.686	27.936	1:31.494	9:27:53.569
9	36.641	26.785	27.805	1:31.231	9:29:24.800
10	37.312	25.914	27.646	1:30.872	9:30:55.672
11	35.735	26.284	27.234	1:29.253	9:32:24.925
12	35.886	26.117	27.442	1:29.445	9:33:54.370
13	36.050	26.479	27.401	1:29.930	9:35:24.300
14	35.746	26.013	28.164	1:29.923	9:36:54.223
15 IN	35.781	25.731	26.835	1:28.347	9:38:22.570
16	2:05.994	25.526	26.863	2:58.383	9:41:20.953
17	35.486	25.404	26.506	1:27.396	9:42:48.349
18	35.351	25.372	26.301	1:27.024	9:44:15.373
19	35.896	24.823	26.653	1:27.372	9:45:42.745
20	35.400	24.877	26.260	1:26.537	9:47:09.282
21	35.633	24.778	26.592	1:27.003	9:48:36.285
22	35.453	25.645	27.276	1:28.374	9:50:04.659
23	35.166	24.369	26.398	1:25.933	9:51:30.592
24	35.772	24.551	26.280	1:26.603	9:52:57.195
25	35.210	24.864	27.128	1:27.202	9:54:24.397
26	35.420	24.708	26.804	1:26.932	9:55:51.329
27	35.078	24.326	26.296	1:25.700	9:57:17.029
28	35.007	24.308	27.582	1:26.897	9:58:43.926
29	35.255	24.404	26.228	1:25.887	10:00:09.813
30	34.673	24.256	26.304	1:25.233	10:01:35.046
31	34.704	24.124	26.511	1:25.339	10:03:00.385
32	34.941	24.193	26.215	1:25.349	10:04:25.734
33	34.866	24.239	27.359	1:26.464	10:05:52.198

Laps	Sector 1	Sector 2	Sector 3	Lap Time	Time of Day
No.64 Masserini Andrea					
1	9:37.222	37.083	36.403	10:50.708	9:16:06.573
2		32.731	33.745	1:56.079	9:18:02.652
3	43.783	33.832	34.735	1:52.350	9:19:55.002
4	38.327	28.204	28.639	1:35.170	9:21:30.172
5	37.464	27.498	27.987	1:32.949	9:23:03.121
6	37.598	27.510	27.812	1:32.920	9:24:36.041
7	37.361	27.029	27.528	1:31.918	9:26:07.959
8	36.949	26.439	27.253	1:30.641	9:27:38.600
9	36.471	26.548	27.142	1:30.161	9:29:08.761
10	36.541	26.458	26.489	1:29.488	9:30:38.249
11	36.339	26.210	26.717	1:29.266	9:32:07.515
12	36.113	26.802	26.905	1:29.820	9:33:37.335
13	36.117	26.221	28.605	1:30.943	9:35:08.278
14	35.806	25.661	26.610	1:28.077	9:36:36.355
15	35.807	25.664	26.617	1:28.088	9:38:04.443
16 IN	35.777	25.316	25.703	1:26.796	9:39:31.239

Laps	Sector 1	Sector 2	Sector 3	Lap Time	Time of Day
17	1:37.098	25.524	26.702	2:29.324	9:42:00.563
18	35.311	25.254	26.305	1:26.870	9:43:27.433
19	35.475	24.872	26.373	1:26.720	9:44:54.153
20	35.175	24.736	27.032	1:26.943	9:46:21.096
21	35.600	24.745	26.555	1:26.900	9:47:47.996
22	35.569	24.959	26.399	1:26.927	9:49:14.923
23	35.856	24.910	26.380	1:27.146	9:50:42.069
24	35.485	25.114	27.843	1:28.442	9:52:10.511
25	35.364	25.040	26.411	1:26.815	9:53:37.326
26	35.108	24.321	26.292	1:25.721	9:55:03.047
27	35.503	24.634	26.141	1:26.278	9:56:29.325
28	35.288	25.004	26.714	1:27.006	9:57:56.331
29	35.243	26.168	27.558	1:28.969	9:59:25.300
30	35.777	25.430	26.432	1:27.639	10:00:52.939
31	35.611	24.724	26.503	1:26.838	10:02:19.777
32	35.427	24.707	26.369	1:26.503	10:03:46.280
33	35.232	24.967	26.700	1:26.899	10:05:13.179

Laps	Sector 1	Sector 2	Sector 3	Lap Time	Time of Day
No.67 Pellegrini Marco					
1	8:45.984	35.606	36.618	9:58.208	9:16:08.710
2		32.885	33.091	1:56.252	9:18:04.962
3	45.604	31.313	34.309	1:51.226	9:19:56.188
4	39.166	27.536	28.574	1:35.276	9:21:31.464
5	37.815	27.836	28.194	1:33.845	9:23:05.309
6	37.844	26.710	27.665	1:32.219	9:24:37.528
7	37.387	27.040	27.483	1:31.910	9:26:09.438
8	37.104	26.475	27.841	1:31.420	9:27:40.858
9	36.100	26.480	26.891	1:29.471	9:29:10.329
10	35.541	26.542	27.250	1:29.333	9:30:39.662
11	35.604	26.246	27.492	1:29.342	9:32:09.004
12	35.867	25.893	27.654	1:29.414	9:33:38.418
13	35.936	25.609	26.998	1:28.543	9:35:06.961
14	36.008	25.552	26.765	1:28.325	9:36:35.286
15	35.621	25.688	26.747	1:28.056	9:38:03.342
16 IN	35.518	25.291	26.679	1:27.488	9:39:30.830
17	1:39.713	25.410	27.048	2:32.171	9:42:03.001
18	34.933	25.227	26.398	1:26.558	9:43:29.559
19	34.824	24.923	26.210	1:25.957	9:44:55.516
20	35.889	24.987	27.024	1:27.900	9:46:23.416
21	35.537	24.856	26.459	1:26.852	9:47:50.268
22	35.081	25.046	26.397	1:26.524	9:49:16.792
23	35.044	24.636	26.756	1:26.436	9:50:43.228
24	35.059	24.888	27.696	1:27.643	9:52:10.871
25	35.688	24.684	26.684	1:27.056	9:53:37.927
26	35.248	24.557	26.804	1:26.609	9:55:04.536
27	34.929	24.609	27.359	1:26.897	9:56:31.433
28	34.696	24.354	26.701	1:25.751	9:57:57.184
29	34.900	26.000	27.754	1:28.654	9:59:25.838

Laps	Sector 1	Sector 2	Sector 3	Lap Time	Time of Day
No.69 Fumi Franco					
1	8:50.469	34.855	36.033	10:01.357	9:16:09.428
2		32.137	32.896	1:56.075	9:18:05.503
3	45.853	31.229	34.174	1:51.256	9:19:56.759



SEAT LEON CUP

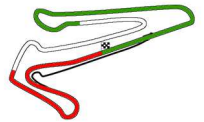
Race 1 (R1) Analysis

For information purposes. No official / regulatory value

Laps	Sector 1	Sector 2	Sector 3	Lap Time	Time of Day	
4	39.539	28.180	28.345	1:36.064	9:21:32.823	
5	37.312	27.892	28.462	1:33.666	9:23:06.489	
6	37.371	27.275	28.024	1:32.670	9:24:39.159	
7	36.692	26.825	27.514	1:31.031	9:26:10.190	
8	36.969	26.857	27.407	1:31.233	9:27:41.423	
9	36.161	26.470	27.121	1:29.752	9:29:11.175	
10	36.573	26.265	27.221	1:30.059	9:30:41.234	
11	36.082	25.729	26.649	1:28.460	9:32:09.694	
12	35.612	25.851	27.258	1:28.721	9:33:38.415	
13	36.655	25.893	4:55.951	5:58.499	9:39:36.914	
14	38.700	25.389	26.273	1:30.362	9:41:07.276	
15	36.309	25.547	26.722	1:28.578	9:42:35.854	
16	IN	35.851	25.421	27.021	1:28.293	9:44:04.147
17	1:38.754	25.299	26.535	2:30.588	9:46:34.735	
18	34.702	24.941	26.483	1:26.126	9:48:00.861	
19	35.246	24.771	26.140	1:26.157	9:49:27.018	
20	35.582	24.668	26.181	1:26.431	9:50:53.449	
21	34.837	24.842	26.229	1:25.908	9:52:19.357	
22	34.832	24.520	26.224	1:25.576	9:53:44.933	
23	34.811	24.521	26.297	1:25.629	9:55:10.562	
24	34.771	24.212	31.018	1:30.001	9:56:40.563	
25	35.722	24.446	26.375	1:26.543	9:58:07.106	
26	34.555	24.636	26.201	1:25.392	9:59:32.498	
27	34.793	24.848	26.105	1:25.746	10:00:58.244	
28	34.961	24.107	26.268	1:25.336	10:02:23.580	
29	34.824	24.373	26.150	1:25.347	10:03:48.927	
30	34.918	24.530	26.587	1:26.035	10:05:14.962	















No.92 Fedeli Carlotta

1	9:33.321	35.029	35.584	10:43.934	9:16:11.340
2		32.258	32.461	1:55.886	9:18:07.226
3	47.228	29.750	33.960	1:50.938	9:19:58.164
4	39.252	28.867	29.873	1:37.992	9:21:36.156
5	37.561	28.369	29.661	1:35.591	9:23:11.747
6	37.178	28.322	29.415	1:34.915	9:24:46.662
7	36.957	27.327	29.346	1:33.630	9:26:20.292
8	36.610	27.126	28.637	1:32.373	9:27:52.665
9	36.349	26.920	29.279	1:32.548	9:29:25.213



SEAT LEON CUP

Race 1 (R1) Starting Grid

9	Tarantino Luigino Seat Leon	 1:27.086	7	1	Wyhinny Peter Seat Leon	 1:24.709
10	Paolino Federico Seat Leon	 1:24.448	6	23	Bettera Enrico Seat Leon	 1:24.369
7	Gagliano Massimiliano Seat Leon	 1:24.209	5	55	Pegoraro Lorenzo Seat Leon	 1:23.798
3	Gurrieri Raffaele Seat Leon	 1:23.750	4	92	Fedeli Carlotta Seat Leon	 1:23.725
15	Cipolla Ercole Seat Leon	 1:22.993	3	69	Fumi Franco Seat Leon	 1:22.985
67	Pellegrini Marco Seat Leon	 1:22.865	2	36	Biraghi Alberto Seat Leon	 1:22.666
64	Masserini Andrea Seat Leon	 1:22.553	1	44	Torelli Gabriele Seat Leon	 1:22.421

POLE POSITION



Start : 07/05 - 08:30 Duration : 48:00 + 1 Laps

Clerk of the Course Fabrizio Fondacci (ITA) 05-07/05/2017

Page 1 / 1

Apex Timing 