




















**Circuito Adria**
**Document 5**

## Seat Leon Cup

**Free Practice 2 (FP2)**

For information purposes. No official / regulatory value

**Results**

Rnk	No.	Entrant	Nat	Driver	Nat	Sector 1	Sector 2	Sector 3	Time	Gap	Laps
1	8	Nicola Baldan		Nicola Baldan		33.382	22.944	25.471	<b>1:21.797</b>		12
2	12	Alberto Vescovi		Alberto Vescovi		33.197	23.356	25.772	<b>1:22.325</b>	0.528	11
3	3	Raffaele Gurrieri		Raffaele Gurrieri		33.542	23.313	25.726	<b>1:22.581</b>	0.784	15
4	92	Carlotta Fedeli		Carlotta Fedeli		33.569	23.353	25.948	<b>1:22.870</b>	1.073	17
5	69	Franco Fumi		Franco Fumi		33.746	23.504	25.883	<b>1:23.133</b>	1.336	13
6	36	Alberto Biraghi		Alberto Biraghi		33.898	23.410	25.834	<b>1:23.142</b>	1.345	16
7	19	Claudio Formenti		Claudio Formenti		34.251	23.346	26.344	<b>1:23.941</b>	2.144	17
8	1	Jonathan Giacon		Jonathan Giacon		34.259	23.381	26.310	<b>1:23.950</b>	2.153	13
9	15	Kevin Giacon		Kevin Giacon		34.240	23.753	26.576	<b>1:24.569</b>	2.772	14
10	99	Peter Wyhinny		Peter Wyhinny		34.191	24.296	26.916	<b>1:25.403</b>	3.606	14

**Not Classified**

	33	William Selmo		William Selmo					<b>No Time</b>		
--	----	---------------	---	---------------	---	--	--	--	----------------	--	--

## Seat Leon Cup

### Circuito Adria Free Practice 2 (FP2) Best Sectors Analysis

For information purposes. No official / regulatory value

S1			S2			S3			Ideal Lap Times						
Rnk	No.	Time	Rnk	No.	Time	Rnk	No.	Time	Rnk	No.	Driver	Nat	Ideal Lap	Best Lap	Diff.
1	12	33.197	1	8	22.944	1	8	25.333	1	8	Nicola Baldan	ITA 	1:21.650	1:21.797	0.147
2	8	33.373	2	36	23.075	2	3	25.666	2	12	Alberto Vescovi	ITA 	1:22.115	1:22.325	0.210
3	92	33.447	3	12	23.207	3	12	25.711	3	3	Raffaele Gurrieri	ITA 	1:22.521	1:22.581	0.060
4	3	33.542	4	3	23.313	4	36	25.834	4	36	Alberto Biraghi	ITA 	1:22.615	1:23.142	0.527
5	69	33.617	5	19	23.346	5	69	25.883	5	92	Carlotta Fedeli	ITA 	1:22.748	1:22.870	0.122
6	36	33.706	6	92	23.353	6	92	25.948	6	69	Franco Fumi	ITA 	1:22.909	1:23.133	0.224
7	1	34.035	7	1	23.381	7	19	26.263	7	19	Claudio Formenti	ITA 	1:23.659	1:23.941	0.282
8	19	34.050	8	69	23.409	8	1	26.310	8	1	Jonathan Giacon	ITA 	1:23.726	1:23.950	0.224
9	99	34.191	9	15	23.753	9	15	26.516	9	15	Kevin Giacon	ITA 	1:24.509	1:24.569	0.060
10	15	34.240	10	99	23.972	10	99	26.916	10	99	Peter Wyhinny	GBR 	1:25.079	1:25.403	0.324

## Seat Leon Cup

### Circuito Adria Free Practice 2 (FP2) Analysis

For information purposes. No official / regulatory value

Laps	Sector 1	Sector 2	Sector 3	Lap Time	Laps	Sector 1	Sector 2	Sector 3	Lap Time	Laps	Sector 1	Sector 2	Sector 3	Lap Time
<b>No.1 Jonathan Giacon</b>					4	<b>37.243</b>	<b>25.794</b>	<b>28.445</b>	<b>1:31.482</b>	6	<b>33.706</b>	<b>23.075</b>	26.445	1:23.226
1		29.287	29.462		5 IN	44.532	28.268	33.775	1:46.575	7	34.079	23.498	26.389	1:23.966
2	<b>37.383</b>	<b>25.903</b>	<b>27.864</b>	<b>1:31.150</b>	6	3:50.568	27.383	28.781	4:46.732	8	43.239	36.464	28.261	1:47.964
3	<b>35.933</b>	<b>25.628</b>	<b>27.643</b>	<b>1:29.204</b>	7	<b>33.659</b>	<b>23.569</b>	<b>26.008</b>	<b>1:23.236</b>	9	33.963	23.422	26.449	1:23.834
4	38.311	25.863	38.591	1:42.765	8	<b>33.522</b>	<b>23.207</b>	<b>25.711</b>	<b>1:22.440</b>	10 IN	41.767	26.638	29.455	1:37.860
5	<b>34.195</b>			<b>1:23.956</b>	9	<b>33.197</b>	23.356	25.772	<b>1:22.325</b>	11	2:42.012	23.759	26.565	3:32.336
6	34.259	<b>23.381</b>	<b>26.310</b>	<b>1:23.950</b>	10 IN	43.302	32.274	34.135	1:49.711	12	34.075	23.424	26.094	1:23.593
7 IN	36.881	29.899	32.598	1:39.378	11 IN	5:03.792	43.850	45.009	6:32.651	13	33.868	23.611	26.219	1:23.698
8	3:28.553	24.724	27.562	4:20.839	<b>No.15 Kevin Giacon</b>					14 IN	35.962	30.983	30.896	1:37.841
9 IN	34.336	27.373	32.578	1:34.287	1		28.753	30.833		15	1:25.510	28.397	26.475	2:20.382
10	2:47.358	24.703	27.064	3:39.125	2	<b>36.586</b>	<b>25.673</b>	<b>28.165</b>	<b>1:30.424</b>	16 IN	35.369	29.090	32.357	1:36.816
11	34.200			1:24.133	3	36.745	27.806	<b>26.887</b>	1:31.438	<b>No.69 Franco Fumi</b>				
12	<b>34.035</b>			1:24.144	4	<b>34.252</b>	<b>24.005</b>	<b>26.516</b>	<b>1:24.773</b>	1		29.527	31.152	
13 IN	36.229	29.457	31.729	1:37.415	5	36.390	26.538	28.293	1:31.221	2	<b>39.902</b>	<b>28.543</b>	<b>29.386</b>	<b>1:37.831</b>
<b>No.3 Raffaele Gurrieri</b>					6	<b>34.240</b>	<b>23.753</b>	26.576	<b>1:24.569</b>	3	<b>37.476</b>	<b>27.097</b>	<b>28.114</b>	<b>1:32.687</b>
1		28.732	29.911		7	34.551	24.163	26.774	1:25.488	4 IN	<b>36.827</b>	27.779	30.159	1:34.765
2 IN	<b>40.144</b>	<b>29.423</b>	35.452	1:45.019	8 IN	34.622	26.043	31.588	1:32.253	5	4:19.876	<b>26.028</b>	<b>26.670</b>	5:12.574
3	5:24.410	<b>27.318</b>	<b>29.104</b>	<b>6:20.832</b>	9	3:56.303	25.693	27.234	4:49.230	6	<b>33.746</b>	<b>23.504</b>	<b>25.883</b>	<b>1:23.133</b>
4	<b>36.794</b>	<b>25.944</b>	29.301	<b>1:32.039</b>	10	34.294	23.795	26.929	1:25.018	7	37.059	26.599	26.340	1:29.998
5	<b>34.580</b>	<b>24.272</b>	<b>26.525</b>	<b>1:25.377</b>	11	34.739	24.259	30.615	1:29.613	8	<b>33.617</b>	<b>23.409</b>	31.693	1:28.719
6	<b>34.430</b>	<b>23.975</b>	<b>25.977</b>	<b>1:24.382</b>	12	35.607	26.200	27.442	1:29.249	9 IN	37.817	25.838	28.381	1:32.036
7	<b>34.067</b>	24.117	25.978	<b>1:24.162</b>	13	34.602	23.949	26.889	1:25.440	10	3:22.901	24.413	26.315	4:13.629
8	34.396	<b>23.876</b>	26.263	1:24.535	14 IN	34.551	24.349	28.183	1:27.083	11	33.854	23.581	38.316	1:35.751
9	<b>33.798</b>	<b>23.686</b>	<b>25.941</b>	<b>1:23.425</b>	<b>No.19 Claudio Formenti</b>					12	34.810	23.770	26.203	1:24.783
10 IN	35.488	25.846	32.723	1:34.057	1		33.747	30.737		13 IN	39.397	28.775	31.959	1:40.131
11	2:45.899	26.084	27.925	3:39.908	2	<b>35.539</b>	<b>24.242</b>	<b>26.668</b>	<b>1:26.449</b>	<b>No.92 Carlotta Fedeli</b>				
12	34.437	23.924	26.145	1:24.506	3	<b>34.050</b>	<b>23.734</b>	<b>26.263</b>	<b>1:24.047</b>	1		35.378	33.544	
13	33.802	<b>23.450</b>	<b>25.666</b>	<b>1:22.918</b>	4	34.528	<b>23.667</b>	26.404	1:24.599	2	<b>36.383</b>	<b>26.080</b>	<b>27.545</b>	<b>1:30.008</b>
14	<b>33.542</b>	<b>23.313</b>	25.726	<b>1:22.581</b>	5	34.251	<b>23.346</b>	26.344	<b>1:23.941</b>	3	<b>34.554</b>	<b>24.678</b>	<b>26.523</b>	<b>1:25.755</b>
15 IN	34.835	24.691	27.484	1:27.010	6	34.429	23.630	26.581	1:24.640	4	42.800	30.842	32.731	1:46.373
<b>No.8 Nicola Baldan</b>					7 IN	39.244	25.222	31.831	1:36.297	5 IN	36.318	27.233	29.983	1:33.534
1		32.537	33.815		8	1:51.483	25.616	28.263	2:45.362	6	3:33.902	28.332	27.268	4:29.502
2	<b>42.239</b>	<b>31.500</b>	<b>31.106</b>	<b>1:44.845</b>	9 IN	34.477	23.978	29.988	1:28.443	7	<b>33.548</b>	<b>23.427</b>	<b>26.043</b>	<b>1:23.018</b>
3	<b>34.822</b>	<b>23.846</b>	<b>26.545</b>	<b>1:25.213</b>	10	2:54.498	23.904	26.822	3:45.224	8	33.854	23.488	26.072	1:23.414
4	<b>33.593</b>	<b>23.209</b>	<b>25.857</b>	<b>1:22.659</b>	11	34.242	23.806	26.877	1:24.925	9	33.850	23.728	26.123	1:23.701
5 IN	42.420	31.758	33.156	1:47.334	12	34.666	23.818	26.660	1:25.144	10 IN	33.991	23.785	29.822	1:27.598
6	3:16.492	28.331	27.220	4:12.043	13	34.593	23.782	26.562	1:24.937	11	3:02.868	34.267	31.198	4:08.333
7	<b>33.449</b>	<b>23.134</b>	<b>25.333</b>	<b>1:21.916</b>	14	34.824	23.698	26.581	1:25.103	12	34.025	23.796	28.494	1:26.315
8	<b>33.382</b>	<b>22.944</b>	25.471	<b>1:21.797</b>	15	34.618	23.967	27.072	1:25.657	13	35.444	25.630	26.410	1:27.484
9	<b>33.373</b>	23.105	25.568	1:22.046	16	34.795	24.031	27.392	1:26.218	14	<b>33.509</b>	23.624	26.201	1:23.334
10 IN	43.890	28.828	31.258	1:43.976	17 IN	34.837	29.851	36.563	1:41.251	15	<b>33.447</b>	23.543	26.134	1:23.124
11 IN	4:28.836	28.501	28.160	5:25.497	<b>No.36 Alberto Biraghi</b>					16	33.569	<b>23.353</b>	<b>25.948</b>	<b>1:22.870</b>
12 IN	1:08.072	26.202	29.295	2:03.569	1		33.518	34.494		17	33.479	23.525	26.255	1:23.259
<b>No.12 Alberto Vescovi</b>					2	<b>41.018</b>	<b>29.271</b>	<b>28.526</b>	<b>1:38.815</b>	<b>No.99 Peter Wyhinny</b>				
1		34.295	31.827		3 IN	<b>37.457</b>	<b>25.829</b>	27.659	1:30.945	1		27.386	30.294	
2	<b>40.324</b>	<b>30.601</b>	<b>30.226</b>	<b>1:41.151</b>	4	2:13.390	<b>25.033</b>	<b>26.639</b>	3:05.062	2	<b>39.264</b>	<b>25.770</b>	<b>28.219</b>	<b>1:33.253</b>
3	<b>37.372</b>	<b>27.341</b>	<b>28.750</b>	<b>1:33.463</b>	5	<b>33.898</b>	<b>23.410</b>	<b>25.834</b>	<b>1:23.142</b>	3 IN	<b>36.061</b>	<b>24.632</b>	31.562	1:32.255

**Seat Leon Cup****Circuito Adria**  
**Free Practice 2 (FP2)**  
**Analysis**

For information purposes. No official / regulatory value

Laps	Sector 1	Sector 2	Sector 3	Lap Time
4	2:38.415	<b>24.629</b>	<b>27.081</b>	3:30.125
5	<b>34.588</b>	<b>24.420</b>	27.164	<b>1:26.172</b>
6	<b>34.191</b>	<b>24.296</b>	<b>26.916</b>	<b>1:25.403</b>
7	34.602	<b>23.972</b>	27.256	1:25.830
8	35.012	24.484	27.165	1:26.661
9	34.595	24.208	29.589	1:28.392
10	35.581	24.550	28.196	1:28.327
11	36.144	24.172	27.121	1:27.437
12	35.230	24.372	27.191	1:26.793
13	37.423	24.864	28.192	1:30.479
14 IN	36.756	26.403	30.952	1:34.111