


## Seat Leon Cup









### Free Practice 1 (FP1) Results

### Document 5.1

For information purposes. No official / regulatory value

Rnk	No.	Entrant	Nat	Driver	Nat	Sector 1	Sector 2	Sector 3	Time	Gap	Laps
1	8	Nicola Baldan		Nicola Baldan		33.631	23.264	25.550	<b>1:22.445</b>		15
2	1	Jonathan Giacon		Jonathan Giacon		33.617			<b>1:22.914</b>	0.469	15
3	69	Franco Fumi		Franco Fumi		33.586	23.516	25.995	<b>1:23.097</b>	0.652	14
4	12	Alberto Vescovi		Alberto Vescovi		33.978	23.209	26.011	<b>1:23.198</b>	0.753	17
5	3	Raffaele Gurrieri		Raffaele Gurrieri		33.790			<b>1:23.566</b>	1.121	18
6	36	Alberto Biraghi		Alberto Biraghi		34.020	23.499	26.187	<b>1:23.706</b>	1.261	14
7	92	Carlotta Fedeli		Carlotta Fedeli		33.985	23.809	26.279	<b>1:24.073</b>	1.628	18
8	15	Kevin Giacon		Kevin Giacon		34.170	23.781	26.134	<b>1:24.085</b>	1.640	17

#### Not Classified

	4	Andrea Argenti		Andrea Argenti					No Time		
	14	Massimiliano Gagliano		Massimiliano Gagliano					No Time		
	19	Claudio Formenti		Claudio Formenti					No Time		
	99	Peter Wyhinny		Peter Wyhinny					No Time		

## Seat Leon Cup

### Free Practice 1 (FP1) Best Sectors Analysis

For information purposes. No official / regulatory value

S1			S2			S3			Ideal Lap Times						
Rnk	No.	Time	Rnk	No.	Time	Rnk	No.	Time	Rnk	No.	Driver	ITA	Ideal Lap	Best Lap	Diff.
1	1	33.451	1	8	23.188	1	8	25.550	1	8	Nicola Baldan	ITA	<b>1:22.345</b>	1:22.445	0.100
2	12	33.543	2	12	23.209	2	12	25.872	2	12	Alberto Vescovi	ITA	<b>1:22.624</b>	1:23.198	0.574
3	69	33.586	3	69	23.279	3	69	25.888	3	69	Franco Fumi	ITA	<b>1:22.753</b>	1:23.097	0.344
4	8	33.607	4	1	23.308	4	3	26.043	4	1	Jonathan Giacon	ITA	<b>1:23.220</b>	1:22.914	
5	3	33.786	5	3	23.445	5	15	26.134	5	3	Raffaele Gurrieri	ITA	<b>1:23.274</b>	1:23.566	0.292
6	15	33.798	6	36	23.499	6	36	26.185	6	36	Alberto Biraghi	ITA	<b>1:23.704</b>	1:23.706	0.002
7	92	33.848	7	15	23.781	7	92	26.195	7	15	Kevin Giacon	ITA	<b>1:23.713</b>	1:24.085	0.372
8	36	34.020	8	92	23.809	8	1	26.461	8	92	Carlotta Fedeli	ITA	<b>1:23.852</b>	1:24.073	0.221

## Seat Leon Cup

### Free Practice 1 (FP1) Analysis

For information purposes. No official / regulatory value

Laps	Sector 1	Sector 2	Sector 3	Lap Time	Laps	Sector 1	Sector 2	Sector 3	Lap Time	Laps	Sector 1	Sector 2	Sector 3	Lap Time	
<b>No.1 Jonathan Giacon</b>					13	41.565	26.768	26.427	1:34.760	9 IN	37.915	26.177	29.220	1:33.312	
1		27.706	28.779		14	33.703	<b>23.188</b>	26.036	1:22.927	10	3:36.305	25.930	27.037	4:29.272	
2	<b>35.120</b>	<b>24.873</b>	<b>26.828</b>	<b>1:26.821</b>	15 IN	36.574	25.619	28.505	1:30.698	11	34.344	23.844	26.491	1:24.679	
3	<b>34.003</b>	<b>23.647</b>	<b>26.504</b>	<b>1:24.154</b>	<b>No.12 Alberto Vescovi</b>					12 IN	34.537	25.200	29.265	1:29.002	
4	38.253	27.753	30.176	1:36.182	1		32.667	30.520		13	4:01.723	24.077	<b>26.185</b>	4:51.985	
5	34.277			<b>1:24.004</b>	2	<b>36.291</b>	<b>31.517</b>	<b>30.781</b>	<b>1:38.589</b>	14	<b>34.020</b>	<b>23.499</b>	26.187	<b>1:23.706</b>	
6	<b>33.617</b>			<b>1:22.914</b>	3	<b>34.657</b>	<b>24.163</b>	<b>26.555</b>	<b>1:25.375</b>	<b>No.69 Franco Fumi</b>					
7 IN	38.722	26.182	28.076	1:32.980	4	<b>33.895</b>	<b>23.625</b>	<b>26.246</b>	<b>1:23.766</b>	1		26.373	29.057		
8	2:34.305	25.370	27.587	3:27.262	5	<b>33.543</b>	25.273	30.049	1:28.865	2 IN	<b>37.203</b>	<b>24.619</b>	28.025	1:29.847	
9	<b>33.451</b>			1:23.297	6	34.085	<b>23.555</b>	<b>25.872</b>	<b>1:23.512</b>	3	2:09.925	<b>23.883</b>	<b>26.308</b>	<b>3:00.116</b>	
10	33.946			1:23.523	7	33.978	<b>23.209</b>	26.011	<b>1:23.198</b>	4	<b>33.744</b>	<b>23.422</b>	<b>25.978</b>	<b>1:23.144</b>	
11	36.273	27.827	28.257	1:32.357	8 IN	37.770	26.016	29.157	1:32.943	5	<b>33.586</b>	23.516	25.995	<b>1:23.097</b>	
12	33.992			1:23.688	9	3:10.494	26.025	28.278	4:04.797	6	33.646	23.555	<b>25.898</b>	1:23.099	
13	33.932	<b>23.388</b>	<b>26.461</b>	1:23.781	10	34.235	23.234	26.033	1:23.502	7	33.758	23.488	<b>25.888</b>	1:23.134	
14 IN	33.969	<b>23.308</b>	26.636	1:23.913	11	34.078	23.619	26.592	1:24.289	8	33.847	23.456	26.012	1:23.315	
15 IN	1:35.059	34.497	41.888	2:51.444	12	33.646	23.449	26.450	1:23.545	9 IN	33.831	24.275	27.874	1:25.980	
<b>No.3 Raffaele Gurrieri</b>					13	33.951	23.520	26.306	1:23.777	10	5:06.659	24.507	26.346	5:57.512	
1		30.437	31.183		14	33.816	23.362	26.498	1:23.676	11	33.793	23.483	25.948	1:23.224	
2 IN	<b>38.594</b>	<b>27.948</b>	36.320	1:42.862	15	33.795	23.392	26.502	1:23.689	12	33.749	23.519	26.144	1:23.412	
3	1:40.724	<b>25.857</b>	<b>29.115</b>	<b>2:35.696</b>	16 IN	46.256	30.001	32.390	1:48.647	13	33.665	<b>23.279</b>	27.087	1:24.031	
4	<b>35.129</b>	<b>24.493</b>	<b>26.650</b>	<b>1:26.272</b>	17 IN	2:07.987	29.737	34.072	3:11.796	14 IN	39.334	30.506	30.721	1:40.561	
5	<b>34.396</b>	<b>23.901</b>	<b>26.471</b>	<b>1:24.768</b>	<b>No.15 Kevin Giacon</b>					<b>No.92 Carlotta Fedeli</b>					
6	34.615	23.969	<b>26.051</b>	<b>1:24.635</b>	1		27.454	28.865		1		31.646	29.421		
7	<b>34.181</b>	<b>23.570</b>	<b>26.043</b>	<b>1:23.794</b>	2	<b>35.064</b>	<b>24.617</b>	<b>27.375</b>	<b>1:27.056</b>	2	<b>34.671</b>	<b>24.997</b>	<b>27.046</b>	<b>1:26.714</b>	
8	<b>34.063</b>			1:24.124	3	<b>34.067</b>	<b>23.818</b>	<b>26.539</b>	<b>1:24.424</b>	3	<b>34.165</b>	<b>24.211</b>	<b>26.498</b>	<b>1:24.874</b>	
9 IN	37.779	26.034	33.467	1:37.280	4	34.170	<b>23.781</b>	<b>26.134</b>	<b>1:24.085</b>	4	<b>34.043</b>	24.340	<b>26.195</b>	<b>1:24.578</b>	
10	2:44.099	26.311	27.971	3:38.381	5	38.137	27.147	27.667	1:32.951	5 IN	36.322	27.439	30.711	1:34.472	
11	34.146	23.890	26.208	1:24.244	6	38.285	26.070	29.401	1:33.756	6	2:45.830	24.991	27.128	3:37.949	
12	<b>33.998</b>	23.601	26.344	1:23.943	7	34.230	23.864	26.714	1:24.808	7	<b>33.985</b>	<b>23.809</b>	26.279	<b>1:24.073</b>	
13	<b>33.786</b>	23.603	29.946	1:27.335	8 IN	35.394	26.758	30.796	1:32.948	8	<b>33.848</b>	30.098	29.292	1:33.238	
14	39.900	29.780	28.173	1:37.853	9	3:45.584	25.998	27.268	4:38.850	9	33.866	24.151	26.540	1:24.557	
15	33.883	<b>23.495</b>	26.316	<b>1:23.694</b>	10	<b>33.798</b>	23.915	26.423	1:24.136	10	33.961	23.915	26.405	1:24.281	
16	33.790			<b>1:23.566</b>	11	34.010	24.535	26.502	1:25.047	11	34.272	24.026	26.645	1:24.943	
17	33.976	<b>23.445</b>	27.105	1:24.526	12	34.105	23.787	26.563	1:24.455	12	34.320	23.925	26.840	1:25.085	
18 IN	39.296	27.766	35.493	1:42.555	13	34.308	24.206	27.461	1:25.975	13 IN	35.138	26.059	29.371	1:30.568	
<b>No.8 Nicola Baldan</b>					14 IN	41.299	30.609	32.450	1:44.358	14	2:18.353	24.860	27.385	3:10.598	
1		25.746	27.566		15	2:17.784	26.284	27.233	3:11.301	15	34.168	24.345	27.200	1:25.713	
2	<b>34.398</b>	<b>23.813</b>	<b>26.297</b>	<b>1:24.508</b>	16	34.127	23.809	26.728	1:24.664	16	33.982	24.104	26.755	1:24.841	
3	<b>33.870</b>	<b>23.407</b>	<b>26.072</b>	<b>1:23.349</b>	17 IN	34.167	44.324	46.674	2:05.165	17	33.887	23.833	26.619	1:24.339	
4	<b>33.715</b>	<b>23.203</b>	<b>25.620</b>	<b>1:22.538</b>	<b>No.36 Alberto Biraghi</b>					18	34.241	24.402	26.947	1:25.590	
5	<b>33.631</b>	23.264	<b>25.550</b>	<b>1:22.445</b>	1		29.828	30.999		1					
6	33.664	23.369	25.828	1:22.861	2	<b>37.523</b>	<b>26.898</b>	<b>28.732</b>	<b>1:33.153</b>	2	<b>35.670</b>	<b>24.945</b>	<b>27.114</b>	<b>1:27.729</b>	
7	<b>33.607</b>	23.225	25.892	1:22.724	3	<b>34.301</b>	<b>23.872</b>	<b>26.297</b>	<b>1:24.470</b>	3	<b>34.301</b>	<b>23.872</b>	<b>26.297</b>	<b>1:24.470</b>	
8 IN	41.262	27.491	30.504	1:39.257	4	<b>34.296</b>	27.024	29.106	1:30.426	4	<b>34.296</b>	27.024	29.106	1:30.426	
9	2:42.182	32.578	32.338	3:47.098	5 IN	<b>34.296</b>	27.024	29.106	1:30.426	5	2:46.994	24.063	26.520	3:37.577	
10	41.626	24.926	26.244	1:32.796	6	<b>34.237</b>	<b>23.741</b>	26.688	1:24.666	6	<b>34.237</b>	<b>23.741</b>	26.688	1:24.666	
11	33.888	23.263	25.971	1:23.122	7	<b>34.089</b>	24.159	26.586	1:24.834	7	<b>34.089</b>	24.159	26.586	1:24.834	
12	33.644	23.246	26.096	1:22.986	8					8					