

SEAT LEON CUP

Race 2 (R2) RISULTATI PROVVISORI

Document 10

Subject to scrutineering & sporting investigations

Rnk	No.	Entrant	Nation	Driver	Driver 2	Nation	Time	Laps	Gap	Interv.	Best Lap	Class	Model
1	3	Gurrieri Raffaele	ITA	Gurrieri Raffaele		ITA	50:03.602	35			1:22.662	Seat Leon Cup	Seat Leon
2	44	Gabriele Torelli	ITA	Torelli Gabriele	Greco Matteo	ITA	50:08.095	35	4.493	4.493	1:23.382	Seat Leon Cup	Seat Leon
3	7	Gagliano Massimiliano	ITA	Gagliano Massimiliano		ITA	50:18.530	35	14.928	10.435	1:23.174	Seat Leon Cup	Seat Leon
4	67	Pellegrini Marco	ITA	Pellegrini Marco		ITA	50:19.027	35	15.425	0.497	1:23.296	Seat Leon Cup	Seat Leon
5	69	Fumi Franco	ITA	Fumi Franco		ITA	50:26.216	35	22.614	7.189	1:22.917	Seat Leon Cup	Seat Leon
6	92	Fedeli Carlotta	ITA	Fedeli Carlotta		ITA	50:27.335	35	23.733	1.119	1:23.216	Seat Leon Cup	Seat Leon
7	36	Alberto Biraghi	ITA	Biraghi Alberto		ITA	50:41.295	35	37.693	13.960	1:23.542	Seat Leon Cup	Seat Leon
8	55	Tramontozzi Ivan	ITA	Pegoraro Lorenzo	Tramontozzi Ivan	ITA	50:49.663	35	46.061	8.368	1:23.245	Seat Leon Cup	Seat Leon
9	64	Volpato Gabriele	ITA	Masserini Andrea		ITA	50:09.442	34	1 Lap	1 Lap	1:25.701	Seat Leon Cup	Seat Leon
10	15	Caiola Alessio	ITA	Cipolla Ercole		ITA	50:14.818	34	1 Lap	5.376	1:24.692	Seat Leon Cup	Seat Leon
11	9	Maffei Cristian	ITA	Tarantino Luigino		ITA	50:12.151	33	2 Laps	1 Lap	1:26.654	Seat Leon Cup	Seat Leon
12	23	Guerra Francesco	ITA	Bettera Enrico	Guerra Francesco	ITA	46:45.625	32	3 Laps	1 Lap	1:23.771	Seat Leon Cup	Seat Leon
13	10	Paolino Federico	ITA	Paolino Federico		ITA	35:43.757	24	11 Laps	8 Laps	1:23.492	Seat Leon Cup	Seat Leon
14	1	Wyhinny Peter	GBR	Wyhinny Peter		GBR	33:43.886	22	13 Laps	2 Laps	1:23.025	Seat Leon Cup	Seat Leon

Leaders : No.3 Gurrieri Raffaele (1-16) / No.44 Torelli Gabriele (17-17) / No.92 Fedeli Carlotta (18-18) / No.3 Gurrieri Raffaele (19-35)

Start Time : 07:05 - 17:03:09

Best Lap : No.3 Gurrieri Raffaele 1:22.662 117,67 Kph

Weather : Cloudy Air : 15°C Track : Drying

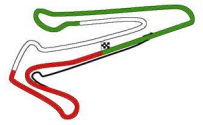
Event Record : No.44 Torelli Gabriele 1:22.421 118,01 Kph

 No.69  11:01
Lap 7

Clerk of the Course Fabrizio Fondacci (ITA) 05-07/05/2017

Page 1 / 1

 Apex Timing 

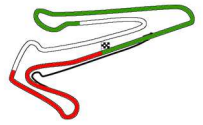


SEAT LEON CUP

Race 2 (R2) Lap Chart

For information purposes. No official / regulatory value

	1	2	3	4	5	6	7	8	9	10	11	12	13	14
Grid	X	X	X	55	15	64	36	44	10	23	X	69	67	92
Start														
Lap 1 Interval	3	55 0.8	7 0.5	1 0.7	36 1.1	44 0.6	23 0.4	69 0.5	67 1.4	15 1.0	92 0.3	10 0.2	64 1.6	9 1.8
Lap 2	3	55 1.1	7 0.9	1 0.6	36 1.1	44 0.8	23 0.6	69 0.6	67 1.4	15 2.1	92 0.3	10 0.5	64 3.3	9 1.5
Lap 3	3	55 2.0	7 0.4	1 0.4	36 1.9	44 0.6	23 0.7	69 0.4	67 3.0	92 0.9	10 2.8	15 0.7	64 3.2	9 1.7
Lap 4	3	55 2.8	7 0.4	1 0.5	36 2.0	44 0.7	69 0.9	23 0.8	67 1.8	92 0.8	10 3.0	15 1.9	64 4.9	9 2.1
Lap 5	3	7 3.5	55 0.2	1 0.6	36 2.3	44 0.2	69 0.5	23 1.7	67 1.4	92 1.0	10 3.0	15 3.1	64 6.6	9 3.0
Lap 6	3	7 4.5	1 2.8	36 0.6	44 0.4	69 0.5	23 1.6	67 0.8	92 0.5	10 5.4	55 1.4	15 1.8	64 7.1	9 4.1
Lap 7	3	7 4.8	36 5.0	1 0.2	44 0.1	69 0.3	67 2.2	92 0.5	23 0.7	10 4.0	55 2.9	15 2.3	64 7.5	9 5.9
Lap 8	3	7 5.8	69 6.1	44 0.2	36 1.0	67 0.8	92 0.3	1 0.7	23 0.3	10 3.8	55 2.9	15 4.0	64 7.6	9 8.6
Lap 9	3	7 7.2	69 5.1	44 0.4	36 1.6	67 0.4	92 0.7	23 2.3	1 1.7	10 1.0	55 2.9	15 5.0	64 7.9	9 9.8
Lap 10	3	7 7.7	69 4.6	44 0.8	36 2.1	67 0.4	92 0.6	23 2.6	10 3.1	1 1.5	55 1.1	15 5.4	64 8.5	9 12.2
Lap 11	3	7 8.2	69 4.1	44 0.8	67 2.9	92 1.1	36 0.7	23 2.1	10 2.7	55 3.0	1 1.5	15 5.1	64 8.8	9 13.5
Lap 12	3	7 9.1	69 3.2	44 0.8	67 2.9	92 1.8	36 0.7	23 2.3	10 2.5	55 2.9	1 4.2	15 3.9	64 8.5	9 17.7
Lap 13	3	7 9.7	69 2.7	44 1.2	67 3.7	92 0.9	36 1.6	23 2.0	10 2.4	55 2.8	1 7.8	15 3.4	64 6.9	9 18.6
Lap 14	3	7 9.8	69 2.2	44 1.3	67 3.9	92 1.4	36 1.4	23 2.1	10 2.8	55 2.7	1 10.9	15 3.6	64 5.2	9 20.6
Lap 15	3	7 9.4	69 1.6	44 2.0	67 4.2	92 1.6	36 2.0	23 1.9	10 2.9	55 2.4	1 14.8	64 6.7	9 23.2	15 48.8
Lap 16	3	44 13.5	67 3.6	92 2.4	23 4.4	55 5.2	64 24.4	69 19.4	7 1.0	9 3.2	36 8.5	10 3.2	15 34.3	1 15.1
Lap 17	44	92 7.0	23 4.4	55 5.4	3 33.4	69 9.5	7 1.5	67 5.4	9 4.0	36 3.1	10 2.6	64 31.1	15 4.1	1 18.1
Lap 18	92	55 9.8	3 33.6	69 9.2	7 1.9	44 1.2	67 3.9	36 8.0	10 2.0	23 2.2	64 30.9	15 3.5	1 20.8	9 6.5
Lap 19	3	69 8.7	7 2.1	44 1.6	67 3.4	36 9.0	10 1.3	23 2.8	92 0.4	55 2.3	64 29.4	15 3.0	1 24.1	9 13.0
Lap 20	3	69 8.2	7 2.2	44 1.5	67 3.5	36 9.5	10 1.5	92 2.7	23 1.2	55 1.3	64 30.8	15 2.4	1 28.6	9 11.2
Lap 21	3	69 7.0	7 3.8	44 1.2	67 3.3	36 10.2	92 3.8	23 2.4	10 0.2	55 0.2	64 32.4	15 2.8	1 35.0	9 9.5
Lap 22	3	7 11.3	44 0.5	67 3.4	69 5.3	36 5.9	92 2.4	23 3.9	55 0.5	10 0.5	64 32.8	15 3.2	X 48.1	9 4.1

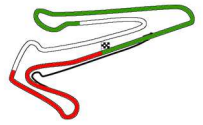


SEAT LEON CUP

Race 2 (R2) Lap Chart

For information purposes. No official / regulatory value

Lap 23	3	7 11.5	44 0.4	67 4.4	69 3.9	36 7.5	92 0.9	23 5.0	55 0.5	10 0.5	64 33.7	15 3.2	9 56.3
Lap 24	3	44 11.7	7 1.6	67 4.1	69 2.1	36 8.9	92 0.3	23 5.7	55 2.6	10 32.6	64 1.2	15 2.8	9 59.9
Lap 25	3	44 11.3	7 2.3	67 3.4	69 1.8	36 9.5	92 0.5	23 6.7	55 2.4	64 35.1	15 2.1	9 1:03	
Lap 26	3	44 10.9	7 3.1	67 3.0	69 1.7	36 9.8	92 0.3	23 8.7	55 0.8	64 36.4	15 1.4	9 1:06	
Lap 27	3	44 10.0	7 3.5	67 2.9	69 1.4	36 10.8	92 0.4	55 9.3	23 0.0	64 37.7	15 1.2	9 1:09	
Lap 28	3	44 9.2	7 4.3	67 2.8	69 1.2	92 11.4	36 1.4	23 9.3	55 0.3	64 38.1	15 1.3	9 1:10	
Lap 29	3	44 8.6	7 5.2	67 3.1	69 0.9	92 10.8	36 2.8	23 9.9	55 0.1	64 39.0	15 1.5	9 1:11	
Lap 30	3	44 8.0	7 6.0	67 2.5	69 1.2	92 10.3	36 4.8	55 9.9	23 2.4	64 37.8	15 2.2	9 1:11	
Lap 31	3	44 7.0	7 6.5	67 3.0	69 0.7	92 9.8	36 6.1	55 9.6	23 7.5	64 35.0	15 1.8	9 1:14	
Lap 32	3	44 5.8	7 7.4	67 2.6	69 1.5	92 8.6	36 7.4	55 9.6	23 12.8	64 30.6	15 2.5	9 1:17	
Lap 33	3	44 5.8	7 8.0	67 2.1	69 5.2	92 4.6	36 9.0	55 10.0	64 43.2	15 5.0	10 1:25		
Lap 34	3	44 5.2	7 8.8	67 1.4	69 6.6	92 2.8	36 11.8	55 8.4	64 45.4	15 5.3			
Lap 35	3	44 4.4	7 10.4	67 0.4	69 7.1	92 1.1	36 13.9	55 8.3					



SEAT LEON CUP

Race 2 (R2) Analysis

For information purposes. No official / regulatory value

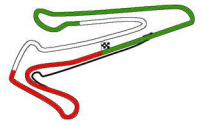
Laps	Sector 1	Sector 2	Sector 3	Lap Time	Time of Day
No.1 Wyhinny Peter					
1	36.919	24.211	26.099	1:27.229	17:04:33.970
2	33.878	23.752	25.913	1:23.543	17:05:57.513
3	34.013	23.351	25.661	1:23.025	17:07:20.538
4	34.238	23.434	25.989	1:23.661	17:08:44.199
5	33.887	23.467	26.248	1:23.602	17:10:07.801
6	35.484	23.701	26.689	1:25.874	17:11:33.675
7	34.771	23.858	27.207	1:25.836	17:12:59.511
8	35.748	24.129	28.318	1:28.195	17:14:27.706
9	36.127	24.335	27.209	1:27.671	17:15:55.377
10	35.051	25.162	27.367	1:27.580	17:17:22.957
11	35.219	25.166	27.304	1:27.689	17:18:50.646
12	35.335	24.869	27.212	1:27.416	17:20:18.062
13	35.672	24.828	27.593	1:28.093	17:21:46.155
14	35.530	24.723	27.713	1:27.966	17:23:14.121
15 IN	36.015	24.832	27.781	1:28.628	17:24:42.749
16	2:06.804	24.687	28.043	2:59.534	17:27:42.283
17	35.916	24.667	27.709	1:28.292	17:29:10.575
18	36.031	24.455	27.850	1:28.336	17:30:38.911
19	36.190	24.767	27.951	1:28.908	17:32:07.819
20	36.046	24.899	28.929	1:29.874	17:33:37.693
21	38.242	26.123	28.507	1:32.872	17:35:10.565
22 IN	38.032	25.949	35.764	1:39.745	17:36:50.310

Laps	Sector 1	Sector 2	Sector 3	Lap Time	Time of Day
No.3 Gurrieri Raffaele					
1	35.940	23.766	26.129	1:25.835	17:04:31.870
2	33.385	23.607	25.975	1:22.967	17:05:54.837
3	33.492	23.365	25.805	1:22.662	17:07:17.499
4	33.517	23.311	26.057	1:22.885	17:08:40.384
5	33.619	23.594	25.870	1:23.083	17:10:03.467
6	33.532	23.436	25.842	1:22.810	17:11:26.277
7	33.646	23.306	26.129	1:23.081	17:12:49.358
8	33.597	23.491	25.931	1:23.019	17:14:12.377
9	33.643	23.557	25.996	1:23.196	17:15:35.573
10	33.860	23.488	26.276	1:23.624	17:16:59.197
11	33.838	23.889	26.263	1:23.990	17:18:23.187
12	33.818	23.653	26.343	1:23.814	17:19:47.001
13	33.894	23.783	26.212	1:23.889	17:21:10.890
14	33.897	23.773	26.490	1:24.160	17:22:35.050
15	34.068	23.805	26.460	1:24.333	17:23:59.383
16 IN	33.998	23.926	26.081	1:24.005	17:25:23.388
17	1:37.200	23.861	26.350	2:27.411	17:27:50.799
18	33.810	23.785	26.489	1:24.084	17:29:14.883
19	33.929	23.680	26.718	1:24.327	17:30:39.210
20	34.153	23.512	26.806	1:24.471	17:32:03.681
21	33.947	23.813	26.331	1:24.091	17:33:27.772
22	33.902	23.529	26.619	1:24.050	17:34:51.822
23	33.880	23.912	26.327	1:24.119	17:36:15.941
24	34.223	23.695	26.302	1:24.220	17:37:40.161
25	34.097	23.761	26.398	1:24.256	17:39:04.417
26	34.037	23.835	26.398	1:24.270	17:40:28.687
27	34.182	23.763	26.773	1:24.718	17:41:53.405

Laps	Sector 1	Sector 2	Sector 3	Lap Time	Time of Day
28	33.986	24.001	26.287	1:24.274	17:43:17.679
29	34.065	23.812	26.416	1:24.293	17:44:41.972
30	34.144	23.725	26.317	1:24.186	17:46:06.158
31	34.081	23.739	26.955	1:24.775	17:47:30.933
32	34.292	23.811	26.824	1:24.927	17:48:55.860
33	33.839	23.873	26.616	1:24.328	17:50:20.188
34	33.888	24.314	26.522	1:24.724	17:51:44.912
35	34.219	24.247	26.648	1:25.114	17:53:10.026

Laps	Sector 1	Sector 2	Sector 3	Lap Time	Time of Day
No.7 Gagliano Massimiliano					
1	36.636	24.116	26.030	1:26.782	17:04:33.253
2	33.936	23.653	26.070	1:23.659	17:05:56.912
3	33.678	23.454	26.042	1:23.174	17:07:20.086
4	34.074	23.495	26.017	1:23.586	17:08:43.672
5	33.693	23.464	26.161	1:23.318	17:10:06.990
6	34.214	23.561	26.086	1:23.861	17:11:30.851
7	33.834	23.438	26.127	1:23.399	17:12:54.250
8	33.996	23.482	26.468	1:23.946	17:14:18.196
9	34.091	23.526	26.966	1:24.583	17:15:42.779
10	34.132	23.736	26.332	1:24.200	17:17:06.979
11	34.420	23.695	26.343	1:24.458	17:18:31.437
12	34.553	23.836	26.356	1:24.745	17:19:56.182
13	34.226	23.813	26.373	1:24.412	17:21:20.594
14	34.145	23.678	26.514	1:24.337	17:22:44.931
15 IN	34.157	23.884	25.838	1:23.879	17:24:08.810
16	1:38.781	23.684	26.389	2:28.854	17:26:37.664
17	33.902	23.665	26.632	1:24.199	17:28:01.863
18	34.195	23.529	26.510	1:24.234	17:29:26.097
19	33.868	23.702	26.454	1:24.024	17:30:50.121
20	33.766	23.675	26.633	1:24.074	17:32:14.195
21	34.141	23.650	26.591	1:24.382	17:33:38.577
22	34.223	23.762	26.612	1:24.597	17:35:03.174
23	34.257	23.714	26.348	1:24.319	17:36:27.493
24	34.301	25.043	26.760	1:26.104	17:37:53.597
25	34.191	23.769	26.629	1:24.589	17:39:18.186
26	34.167	23.874	26.549	1:24.590	17:40:42.776
27	34.076	23.753	26.389	1:24.218	17:42:06.994
28	34.079	23.742	26.519	1:24.340	17:43:31.334
29	34.152	23.784	26.540	1:24.476	17:44:55.810
30	34.270	23.718	26.492	1:24.480	17:46:20.290
31	33.925	23.786	26.515	1:24.226	17:47:44.516
32	34.214	23.841	26.672	1:24.727	17:49:09.243
33	34.456	23.703	26.709	1:24.868	17:50:34.111
34	34.358	23.849	26.761	1:24.968	17:51:59.079
35	34.513	23.994	27.368	1:25.875	17:53:24.954

Laps	Sector 1	Sector 2	Sector 3	Lap Time	Time of Day
No.9 Tarantino Luigino					
1	38.696	26.773	27.980	11:10.847	17:04:43.331
2	35.217	24.346	27.363	1:26.926	17:06:10.257
3	34.828	24.162	27.664	1:26.654	17:07:36.911
4	35.007	24.435	27.327	1:26.769	17:09:03.680
5	35.324	24.592	27.430	1:27.346	17:10:31.026
6	35.501	24.483	27.283	1:27.267	17:11:58.293



SEAT LEON CUP

Race 2 (R2) Analysis

For information purposes. No official / regulatory value

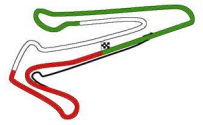
Laps	Sector 1	Sector 2	Sector 3	Lap Time	Time of Day
7	35.481	24.611	27.938	1:28.030	17:13:26.323
8	35.878	24.631	28.400	1:28.909	17:14:55.232
9	35.343	24.428	27.275	1:27.046	17:16:22.278
10	35.382	24.617	28.062	1:28.061	17:17:50.339
11	35.989	24.365	27.476	1:27.830	17:19:18.169
12	36.910	24.722	28.469	1:30.101	17:20:48.270
13	34.884	24.613	27.452	1:26.949	17:22:15.219
14	35.727	24.937	27.793	1:28.457	17:23:43.676
15	36.245	24.905	27.918	1:29.068	17:25:12.744
16	35.952	24.675	27.554	1:28.181	17:26:40.925
17 IN	36.983	24.729	28.727	1:30.439	17:28:11.364
18	1:41.044	25.279	27.782	2:34.105	17:30:45.469
19	39.651	26.241	29.481	1:35.373	17:32:20.842
20	35.207	24.753	28.165	1:28.125	17:33:48.967
21	35.970	25.150	30.050	1:31.170	17:35:20.137
22	36.806	24.895	32.604	1:34.305	17:36:54.442
23	36.048	25.592	28.326	1:29.966	17:38:24.408
24	36.308	25.144	28.388	1:29.840	17:39:54.248
25	36.358	25.024	27.752	1:29.134	17:41:23.382
26	35.699	25.001	27.565	1:28.265	17:42:51.647
27	35.553	24.599	28.815	1:28.967	17:44:20.614
28	35.779	24.524	27.305	1:27.608	17:45:48.222
29	35.388	24.469	27.575	1:27.432	17:47:15.654
30	35.237	24.366	28.020	1:27.623	17:48:43.277
31	35.913	24.910	28.373	1:29.196	17:50:12.473
32	36.079	25.663	28.476	1:30.218	17:51:42.691
33	38.830	28.724	28.330	1:35.884	17:53:18.575

No.10	Paolino Federico	Sector 1	Sector 2	Sector 3	Lap Time	Time of Day
1	38.691	25.840	27.199	1:31.730	17:04:39.835	
2	35.221	24.110	26.206	1:25.537	17:06:05.372	
3	34.602	24.555	26.639	1:25.796	17:07:31.168	
4	33.825	23.583	26.084	1:23.492	17:08:54.660	
5	33.627	23.748	26.124	1:23.499	17:10:18.159	
6	34.030	25.099	26.489	1:25.618	17:11:43.777	
7	33.824	23.714	26.235	1:23.773	17:13:07.550	
8	33.899	23.788	26.653	1:24.340	17:14:31.890	
9	33.881	23.970	26.718	1:24.569	17:15:56.459	
10	34.277	24.068	26.632	1:24.977	17:17:21.436	
11	34.045	23.918	26.680	1:24.643	17:18:46.079	
12	34.139	24.022	26.569	1:24.730	17:20:10.809	
13	34.150	23.906	26.600	1:24.656	17:21:35.465	
14	34.154	24.020	26.808	1:24.982	17:23:00.447	
15 IN	34.113	24.060	26.808	1:24.981	17:24:25.428	
16	1:36.899	23.858	26.548	2:27.305	17:26:52.733	
17	33.990	23.908	26.541	1:24.439	17:28:17.172	
18	33.747	23.879	26.532	1:24.158	17:29:41.330	
19	33.903	23.863	26.593	1:24.359	17:31:05.689	
20	33.967	23.945	26.730	1:24.642	17:32:30.331	
21	34.189	23.973	31.404	1:29.566	17:33:59.897	
22	35.455	23.975	26.678	1:26.108	17:35:26.005	
23	34.339	23.912	26.853	1:25.104	17:36:51.109	

Laps	Sector 1	Sector 2	Sector 3	Lap Time	Time of Day
24 IN	34.078	45.509	39.485	1:59.072	17:38:50.181

No.15	Cipolla Ercole	Sector 1	Sector 2	Sector 3	Lap Time	Time of Day
1	38.691	25.697	27.709	1:32.097	17:04:39.234	
2	34.777	23.906	26.506	1:25.189	17:06:04.423	
3	35.052	25.209	27.230	1:27.491	17:07:31.914	
4	34.128	24.066	26.537	1:24.731	17:08:56.645	
5	34.056	23.879	26.757	1:24.692	17:10:21.337	
6	34.267	24.223	27.174	1:25.664	17:11:47.001	
7	34.654	24.058	27.136	1:25.848	17:13:12.849	
8	34.831	24.415	26.791	1:26.037	17:14:38.886	
9	34.574	24.090	26.869	1:25.533	17:16:04.419	
10	34.094	24.102	26.940	1:25.136	17:17:29.555	
11	34.842	24.114	27.250	1:26.206	17:18:55.761	
12	34.900	24.121	27.226	1:26.247	17:20:22.008	
13	35.603	24.332	27.700	1:27.635	17:21:49.643	
14 IN	34.406	24.928	28.755	1:28.089	17:23:17.732	
15	1:52.390	24.404	27.084	2:43.878	17:26:01.610	
16	34.270	24.175	27.067	1:25.512	17:27:27.122	
17	34.398	24.007	26.936	1:25.341	17:28:52.463	
18	34.356	24.118	27.080	1:25.554	17:30:18.017	
19	34.433	24.203	27.061	1:25.697	17:31:43.714	
20	34.232	24.038	27.041	1:25.311	17:33:09.025	
21	35.346	24.099	27.022	1:26.467	17:34:35.492	
22	34.726	24.338	27.573	1:26.637	17:36:02.129	
23	34.491	24.206	27.278	1:25.975	17:37:28.104	
24	34.367	24.731	27.138	1:26.236	17:38:54.340	
25	34.315	24.271	27.078	1:25.664	17:40:20.004	
26	34.342	23.962	26.938	1:25.242	17:41:45.246	
27	34.357	24.245	27.281	1:25.883	17:43:11.129	
28	34.414	24.582	27.290	1:26.286	17:44:37.415	
29	34.769	24.547	27.698	1:27.014	17:46:04.429	
30	34.595	24.373	28.468	1:27.436	17:47:31.865	
31	34.658	24.498	27.326	1:26.482	17:48:58.347	
32	34.537	24.701	27.714	1:26.952	17:50:25.299	
33	35.592	25.131	27.459	1:28.182	17:51:53.481	
34	35.223	24.923	27.615	1:27.761	17:53:21.242	

No.23	Bettera Enrico	Sector 1	Sector 2	Sector 3	Lap Time	Time of Day
1	36.799	24.892	26.504	1:28.195	17:04:36.180	
2	34.258	23.650	26.036	1:23.944	17:06:00.124	
3	33.917	23.571	26.283	1:23.771	17:07:23.895	
4	34.241	24.491	26.251	1:24.983	17:08:48.878	
5	33.995	23.552	26.236	1:23.783	17:10:12.661	
6	34.172	23.614	26.529	1:24.315	17:11:36.976	
7	34.592	25.495	26.443	1:26.530	17:13:03.506	
8	34.232	23.688	26.654	1:24.574	17:14:28.080	
9	35.379	23.728	26.481	1:25.588	17:15:53.668	
10	34.320	23.753	26.574	1:24.647	17:17:18.315	
11	34.405	23.826	26.792	1:25.023	17:18:43.338	
12	34.435	23.883	26.601	1:24.919	17:20:08.257	
13	34.245	23.820	26.680	1:24.745	17:21:33.002	
14	34.263	23.723	26.560	1:24.546	17:22:57.548	



SEAT LEON CUP

Race 2 (R2) Analysis

For information purposes. No official / regulatory value

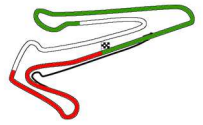
Laps	Sector 1	Sector 2	Sector 3	Lap Time	Time of Day
15	34.341	23.977	26.625	1:24.943	17:24:22.491
16	34.478	23.907	26.644	1:25.029	17:25:47.520
17 IN	34.780	23.841	25.730	1:24.351	17:27:11.871
18	1:40.757	24.080	26.830	2:31.667	17:29:43.538
19	34.334	23.972	26.685	1:24.991	17:31:08.529
20	34.889	24.111	26.829	1:25.829	17:32:34.358
21	34.483	23.777	27.065	1:25.325	17:33:59.683
22	34.610	23.877	26.738	1:25.225	17:35:24.908
23	34.217	23.963	26.916	1:25.096	17:36:50.004
24	34.276	23.759	26.829	1:24.864	17:38:14.868
25	34.406	23.963	27.054	1:25.423	17:39:40.291
26	35.281	24.006	26.916	1:26.203	17:41:06.494
27	34.295	23.909	27.486	1:25.690	17:42:32.184
28	34.396	24.083	27.034	1:25.513	17:43:57.697
29	34.614	24.171	27.197	1:25.982	17:45:23.679
30	35.275	24.989	27.819	1:28.083	17:46:51.762
31	36.227	25.568	27.972	1:29.767	17:48:21.529
32	36.478	25.344	28.698	1:30.520	17:49:52.049

No.36 Biraghi Alberto					
Laps	Sector 1	Sector 2	Sector 3	Lap Time	Time of Day
1	36.258	24.713	26.386	1:27.357	17:04:35.118
2	33.912	23.429	26.201	1:23.542	17:05:58.660
3	34.096	23.477	26.267	1:23.840	17:07:22.500
4	34.053	23.556	26.179	1:23.788	17:08:46.288
5	33.963	23.513	26.389	1:23.865	17:10:10.153
6	34.347	23.525	26.295	1:24.167	17:11:34.320
7	34.435	23.982	26.554	1:24.971	17:12:59.291
8	34.476	24.942	26.966	1:26.384	17:14:25.675
9	34.357	23.702	26.317	1:24.376	17:15:50.051
10	34.243	23.765	26.580	1:24.588	17:17:14.639
11	34.948	25.170	26.480	1:26.598	17:18:41.237
12	34.338	23.913	26.435	1:24.686	17:20:05.923
13	34.442	23.973	26.576	1:24.991	17:21:30.914
14	34.302	23.752	26.430	1:24.484	17:22:55.398
15 IN	34.463	24.113	26.553	1:25.129	17:24:20.527
16	1:38.328	24.105	26.496	2:28.929	17:26:49.456
17	34.609	23.951	26.521	1:25.081	17:28:14.537
18	34.271	23.977	26.538	1:24.786	17:29:39.323
19	34.496	23.909	26.601	1:25.006	17:31:04.329
20	34.311	23.706	26.411	1:24.428	17:32:28.757
21	34.364	23.861	26.443	1:24.668	17:33:53.425
22	34.470	24.128	26.549	1:25.147	17:35:18.572
23	34.526	24.150	26.691	1:25.367	17:36:43.939
24	34.342	24.010	26.476	1:24.828	17:38:08.767
25	34.037	23.647	26.540	1:24.224	17:39:32.991
26	34.232	23.762	26.429	1:24.423	17:40:57.414
27	34.670	23.754	26.479	1:24.903	17:42:22.317
28	35.082	24.040	26.893	1:26.015	17:43:48.332
29	34.681	24.116	26.591	1:25.388	17:45:13.720
30	34.881	24.129	26.577	1:25.587	17:46:39.307
31	34.558	23.939	26.527	1:25.024	17:48:04.331
32	34.791	23.894	26.470	1:25.155	17:49:29.486

Laps	Sector 1	Sector 2	Sector 3	Lap Time	Time of Day
33	34.672	24.413	26.609	1:25.694	17:50:55.180
34	34.947	24.865	26.997	1:26.809	17:52:21.989
35	34.762	24.071	26.897	1:25.730	17:53:47.719

No.44 Torelli Gabriele					
Laps	Sector 1	Sector 2	Sector 3	Lap Time	Time of Day
1	36.919	24.870	26.406	1:28.195	17:04:35.745
2	34.230	23.644	25.892	1:23.766	17:05:59.511
3	33.817	23.606	26.228	1:23.651	17:07:23.162
4	34.233	23.637	26.034	1:23.904	17:08:47.066
5	33.744	23.495	26.143	1:23.382	17:10:10.448
6	34.439	23.568	26.277	1:24.284	17:11:34.732
7	34.335	23.934	26.663	1:24.932	17:12:59.664
8	34.777	23.828	26.330	1:24.935	17:14:24.599
9	34.060	23.599	26.164	1:23.823	17:15:48.422
10	33.951	23.737	26.333	1:24.021	17:17:12.443
11	33.985	23.694	26.219	1:23.898	17:18:36.341
12	33.867	23.746	26.368	1:23.981	17:20:00.322
13	34.026	23.746	26.436	1:24.208	17:21:24.530
14	34.145	23.608	26.242	1:23.995	17:22:48.525
15	33.819	23.802	26.334	1:23.955	17:24:12.480
16	34.055	24.149	26.224	1:24.428	17:25:36.908
17 IN	34.144	23.940	25.426	1:23.510	17:27:00.418
18	1:36.790	23.896	26.210	2:26.896	17:29:27.314
19	34.215	23.708	26.567	1:24.490	17:30:51.804
20	33.903	23.722	26.316	1:23.941	17:32:15.745
21	33.926	23.777	26.394	1:24.097	17:33:39.842
22	33.952	23.642	26.330	1:23.924	17:35:03.766
23	34.023	23.819	26.352	1:24.194	17:36:27.960
24	34.075	23.732	26.137	1:23.944	17:37:51.904
25	34.053	23.514	26.324	1:23.891	17:39:15.795
26	33.987	23.648	26.217	1:23.852	17:40:39.647
27	33.876	23.524	26.405	1:23.805	17:42:03.452
28	34.052	23.404	26.030	1:23.486	17:43:26.938
29	33.927	23.504	26.237	1:23.668	17:44:50.606
30	33.855	23.561	26.220	1:23.636	17:46:14.242
31	33.959	23.463	26.347	1:23.769	17:47:38.011
32	33.916	23.509	26.310	1:23.735	17:49:01.746
33	34.112	23.748	26.473	1:24.333	17:50:26.079
34	34.088	23.780	26.246	1:24.114	17:51:50.193
35	34.142	23.964	26.220	1:24.326	17:53:14.519

No.55 Pegoraro Lorenzo					
Laps	Sector 1	Sector 2	Sector 3	Lap Time	Time of Day
1	36.073	23.843	26.013	1:25.929	17:04:32.702
2	33.693	23.586	25.966	1:23.245	17:05:55.947
3	33.825	23.808	26.010	1:23.643	17:07:19.590
4	34.021	23.655	25.982	1:23.658	17:08:43.248
5	33.751	24.093	26.106	1:23.950	17:10:07.198
6	44.431	26.312	27.238	1:37.981	17:11:45.179
7	34.440	24.054	26.800	1:25.294	17:13:10.473
8	34.317	23.735	26.360	1:24.412	17:14:34.885
9	34.280	23.733	26.509	1:24.522	17:15:59.407
10	34.345	23.906	26.486	1:24.737	17:17:24.144
11	34.356	24.225	26.370	1:24.951	17:18:49.095



SEAT LEON CUP

Race 2 (R2) Analysis

For information purposes. No official / regulatory value

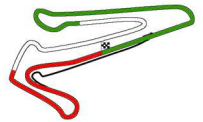
Laps	Sector 1	Sector 2	Sector 3	Lap Time	Time of Day
12	34.371	23.931	26.401	1:24.703	17:20:13.798
13	34.307	23.844	26.335	1:24.486	17:21:38.284
14	34.278	24.100	26.506	1:24.884	17:23:03.168
15	34.345	23.990	26.367	1:24.702	17:24:27.870
16	34.366	23.940	26.585	1:24.891	17:25:52.761
17	34.419	23.820	26.335	1:24.574	17:27:17.335
18 IN	34.067	23.751	26.071	1:23.889	17:28:41.224
19	1:39.486	23.921	26.634	2:30.041	17:31:11.265
20	34.198	23.815	26.418	1:24.431	17:32:35.696
21	34.167	23.804	26.482	1:24.453	17:34:00.149
22	34.463	24.094	26.791	1:25.348	17:35:25.497
23	34.287	23.860	26.879	1:25.026	17:36:50.523
24	34.306	26.062	26.666	1:27.034	17:38:17.557
25	34.186	24.542	26.476	1:25.204	17:39:42.761
26	34.343	23.833	26.364	1:24.540	17:41:07.301
27	34.031	23.898	26.891	1:24.820	17:42:32.121
28	35.089	24.081	26.707	1:25.877	17:43:57.998
29	34.637	24.192	27.007	1:25.836	17:45:23.834
30	34.819	23.980	26.668	1:25.467	17:46:49.301
31	34.149	23.892	26.684	1:24.725	17:48:14.026
32	34.594	23.883	26.680	1:25.157	17:49:39.183
33	34.641	24.244	27.153	1:26.038	17:51:05.221
34	34.501	24.087	26.617	1:25.205	17:52:30.426
35	34.736	24.093	26.832	1:25.661	17:53:56.087

Laps	Sector 1	Sector 2	Sector 3	Lap Time	Time of Day
27	34.533	24.467	27.138	1:26.138	17:43:09.897
28	34.939	24.306	26.967	1:26.212	17:44:36.109
29	34.902	24.505	27.350	1:26.757	17:46:02.866
30	34.740	24.685	27.304	1:26.729	17:47:29.595
31	34.533	24.339	28.080	1:26.952	17:48:56.547
32	34.620	24.475	27.089	1:26.184	17:50:22.731
33	34.407	24.582	26.725	1:25.714	17:51:48.445
34	34.565	26.028	26.828	1:27.421	17:53:15.866

No.64 Masserini Andrea					
1	40.575	25.907	27.875	1:34.357	17:04:41.511
2	35.055	24.844	27.340	1:27.239	17:06:08.750
3	34.977	24.216	27.189	1:26.382	17:07:35.132
4	34.743	24.334	27.362	1:26.439	17:09:01.571
5	34.928	24.329	27.197	1:26.454	17:10:28.025
6	34.630	24.325	27.155	1:26.110	17:11:54.135
7	34.836	24.028	27.382	1:26.246	17:13:20.381
8	34.474	24.306	27.378	1:26.158	17:14:46.539
9	34.319	24.357	27.195	1:25.871	17:16:12.410
10	34.377	24.243	27.081	1:25.701	17:17:38.111
11	34.793	24.411	27.276	1:26.480	17:19:04.591
12	34.143	24.395	27.422	1:25.960	17:20:30.551
13	34.554	24.214	27.225	1:25.993	17:21:56.544
14	34.584	24.636	27.224	1:26.444	17:23:22.988
15	34.614	24.537	27.345	1:26.496	17:24:49.484
16 IN	34.577	24.396	28.716	1:27.689	17:26:17.173
17	1:39.660	24.450	27.042	2:31.152	17:28:48.325
18	34.643	24.377	27.113	1:26.133	17:30:14.458
19	34.407	24.397	27.430	1:26.234	17:31:40.692
20	34.576	24.397	26.924	1:25.897	17:33:06.589
21	34.694	24.528	26.833	1:26.055	17:34:32.644
22	34.278	24.492	27.439	1:26.209	17:35:58.853
23	34.455	24.387	27.204	1:26.046	17:37:24.899
24	34.742	24.348	27.483	1:26.573	17:38:51.472
25	34.684	24.307	27.428	1:26.419	17:40:17.891
26	34.606	24.206	27.056	1:25.868	17:41:43.759

No.67 Pellegrini Marco					
1	36.566	24.936	26.339	11:50.608	17:04:38.224
2	34.029	23.622	26.392	1:24.043	17:06:02.267
3	34.586	24.106	26.353	1:25.045	17:07:27.312
4	33.680	23.463	26.316	1:23.459	17:08:50.771
5	33.493	23.545	26.258	1:23.296	17:10:14.067
6	33.641	23.631	26.479	1:23.751	17:11:37.818
7	34.063	24.143	26.211	1:24.417	17:13:02.235
8	33.620	23.814	26.893	1:24.327	17:14:26.562
9	33.927	23.632	26.379	1:23.938	17:15:50.500
10	34.488	23.578	26.502	1:24.568	17:17:15.068
11	34.007	23.659	26.527	1:24.193	17:18:39.261
12	33.906	23.751	26.346	1:24.003	17:20:03.264
13	34.067	24.473	26.521	1:25.061	17:21:28.325
14	33.814	23.843	26.485	1:24.142	17:22:52.467
15	33.981	23.728	26.559	1:24.268	17:24:16.735
16 IN	33.809	24.422	25.570	1:23.801	17:25:40.536
17	1:36.833	23.533	26.454	2:26.820	17:28:07.356
18	33.929	23.582	26.440	1:23.951	17:29:31.307
19	33.775	23.810	26.349	1:23.934	17:30:55.241
20	33.834	23.657	26.523	1:24.014	17:32:19.255
21	33.737	23.803	26.383	1:23.923	17:33:43.178
22	33.879	23.627	26.549	1:24.055	17:35:07.233
23	34.882	23.858	26.433	1:25.173	17:36:32.406
24	34.507	24.393	26.430	1:25.330	17:37:57.736
25	33.874	23.570	26.442	1:23.886	17:39:21.622
26	33.894	23.905	26.356	1:24.155	17:40:45.777
27	34.092	23.584	26.537	1:24.213	17:42:09.990
28	34.128	23.660	26.450	1:24.238	17:43:34.228
29	34.035	24.134	26.562	1:24.731	17:44:58.959
30	33.842	23.584	26.427	1:23.853	17:46:22.812
31	34.265	23.962	26.551	1:24.778	17:47:47.590
32	33.863	23.701	26.750	1:24.314	17:49:11.904
33	34.059	23.663	26.595	1:24.317	17:50:36.221
34	33.775	24.027	26.541	1:24.343	17:52:00.564
35	33.928	24.153	26.806	1:24.887	17:53:25.451

No.69 Fumi Franco					
1	37.835	24.617	25.998	1:28.450	17:04:36.753
2	34.345	23.735	25.936	1:24.016	17:06:00.769
3	33.824	23.562	26.153	1:23.539	17:07:24.308
4	34.181	23.561	25.983	1:23.725	17:08:48.033
5	33.522	23.306	26.089	1:22.917	17:10:10.950
6	34.345	23.631	26.366	1:24.342	17:11:35.292



SEAT LEON CUP

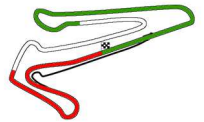
Race 2 (R2) Analysis

For information purposes. No official / regulatory value

Laps	Sector 1	Sector 2	Sector 3	Lap Time	Time of Day	Laps	Sector 1	Sector 2	Sector 3	Lap Time	Time of Day
7	34.337	23.872	26.500	1:24.709	17:13:00.001	22	33.912	23.457	26.340	1:23.709	17:35:20.986
8	34.013	23.987	26.313	1:24.313	17:14:24.314	23	33.976	23.526	26.425	1:23.927	17:36:44.913
9	33.891	23.536	26.232	1:23.659	17:15:47.973	24	33.718	23.964	26.557	1:24.239	17:38:09.152
10	33.826	23.498	26.292	1:23.616	17:17:11.589	25	34.266	23.691	26.420	1:24.377	17:39:33.529
11	33.842	23.496	26.611	1:23.949	17:18:35.538	26	34.061	23.820	26.380	1:24.261	17:40:57.790
12	33.906	23.477	26.515	1:23.898	17:19:59.436	27	34.492	23.888	26.595	1:24.975	17:42:22.765
13	33.949	23.542	26.398	1:23.889	17:21:23.325	28	34.219	23.575	26.328	1:24.122	17:43:46.887
14	33.790	23.613	26.473	1:23.876	17:22:47.201	29	34.087	23.614	26.235	1:23.936	17:45:10.823
15 IN	33.959	23.605	25.654	1:23.218	17:24:10.419	30	33.811	23.538	26.236	1:23.585	17:46:34.408
16	1:36.497	23.493	26.209	2:26.199	17:26:36.618	31	33.836	23.623	26.332	1:23.791	17:47:58.199
17	33.955	23.539	26.209	1:23.703	17:28:00.321	32	33.887	23.654	26.311	1:23.852	17:49:22.051
18	33.736	23.595	26.464	1:23.795	17:29:24.116	33	34.086	23.667	26.292	1:24.045	17:50:46.096
19	33.864	23.533	26.435	1:23.832	17:30:47.948	34	34.071	23.466	26.474	1:24.011	17:52:10.107
20	34.085	23.518	26.354	1:23.957	17:32:11.905	35	33.789	23.492	26.371	1:23.652	17:53:33.759
21 IN	33.791	23.484	25.595	1:22.870	17:33:34.775						
22	47.918	23.569	26.368	1:37.855	17:35:12.630						
23	33.988	23.492	26.280	1:23.760	17:36:36.390						
24	33.730	23.435	26.300	1:23.465	17:37:59.855						
25	33.600	23.440	26.577	1:23.617	17:39:23.472						
26	33.981	23.614	26.505	1:24.100	17:40:47.572						
27	33.968	23.547	26.335	1:23.850	17:42:11.422						
28	33.969	23.542	26.519	1:24.030	17:43:35.452						
29	34.068	23.845	26.575	1:24.488	17:44:59.940						
30	33.780	23.731	26.635	1:24.146	17:46:24.086						
31	33.835	23.677	26.727	1:24.239	17:47:48.325						
32	34.198	24.046	26.868	1:25.112	17:49:13.437						
33	36.106	24.832	27.093	1:28.031	17:50:41.468						
34	34.568	24.335	26.859	1:25.762	17:52:07.230						
35	34.439	24.172	26.799	1:25.410	17:53:32.640						















No.92 Fedeli Carlotta

1	37.604	25.697	27.456	1:30.757	17:04:39.565
2	35.007	23.663	26.576	1:25.246	17:06:04.811
3	34.036	23.415	26.041	1:23.492	17:07:28.303
4	33.877	23.372	26.035	1:23.284	17:08:51.587
5	33.782	23.753	25.987	1:23.522	17:10:15.109
6	33.603	23.429	26.184	1:23.216	17:11:38.325
7	34.023	24.129	26.271	1:24.423	17:13:02.748
8	33.844	23.620	26.695	1:24.159	17:14:26.907
9	34.186	23.706	26.489	1:24.381	17:15:51.288
10	34.227	23.658	26.495	1:24.380	17:17:15.668
11	34.290	24.231	26.251	1:24.772	17:18:40.440
12	34.085	24.033	26.584	1:24.702	17:20:05.142
13	34.120	23.715	26.253	1:24.088	17:21:29.230
14	34.205	24.096	26.372	1:24.673	17:22:53.903
15	34.224	23.982	26.322	1:24.528	17:24:18.431
16	34.286	23.926	26.392	1:24.604	17:25:43.035
17	34.179	23.830	26.423	1:24.432	17:27:07.467
18 IN	34.230	23.775	25.935	1:23.940	17:28:31.407
19	1:47.569	23.462	26.523	2:37.554	17:31:08.961
20	34.348	23.646	26.132	1:24.126	17:32:33.087
21	34.185	23.634	26.371	1:24.190	17:33:57.277



SEAT LEON CUP

Race 2 (R2) Starting Grid

92	Fedeli Carlotta Seat Leon		7	67	Pellegrini Marco Seat Leon	
69	Fumi Franco Seat Leon		6	9	Tarantino Luigino Seat Leon	
23	Bettera Enrico Seat Leon		5	10	Paolino Federico Seat Leon	
44	Torelli Gabriele Seat Leon		4	36	Biraghi Alberto Seat Leon	
64	Masserini Andrea Seat Leon		3	15	Cipolla Ercole Seat Leon	
55	Pegoraro Lorenzo Seat Leon		2	1	Wyhinny Peter Seat Leon	
7	Gagliano Massimiliano Seat Leon		1	3	Gurrieri Raffaele Seat Leon	

POLE POSITION



Start : 07/05 - 17:00 Duration : 48:00 + 1 Laps

Clerk of the Course Fabrizio Fondacci (ITA) 05-07/05/2017

Page 1 / 1

Apex Timing 