





















Seat Leon Cup

Circuito Adria Qualifying Practice (QP1) Results

Document 5 OFFICIAL

Rnk	No.	Entrant	Nat	Driver	Nat	Sector 1	Sector 2	Sector 3	Time	Gap	Laps	Spd
1	8	Nicola Baldan		Nicola Baldan		33.252	22.777	25.432	1:21.461		9	182,4
2	1	Jonathan Giacon		Jonathan Giacon		33.101	22.818	25.565	1:21.484	0.023	13	182,4
3	12	Alberto Vescovi		Alberto Vescovi		33.407	23.100	25.380	1:21.887	0.426	8	182,1
4	69	Franco Fumi		Franco Fumi		33.378	23.236	25.647	1:22.261	0.800	15	183,0
5	92	Carlotta Fedeli		Carlotta Fedeli		33.246	23.610	25.695	1:22.551	1.090	17	180,9
6	3	Raffaele Gurreri		Raffaele Gurreri		33.528	23.523	25.551	1:22.602	1.141	13	180,9
7	15	Kevin Giacon		Kevin Giacon		33.404	23.563	25.770	1:22.737	1.276	17	183,6
8	36	Alberto Biraghi		Alberto Biraghi		33.647	23.381	25.883	1:22.911	1.450	15	180,9
9	19	Claudio Formenti		Claudio Formenti		33.584	23.815	26.048	1:23.447	1.986	18	181,8
10	99	Peter Wyhinny		Peter Wyhinny		33.740	23.675	26.306	1:23.721	2.260	19	182,7

Not Classified

33	William Selmo		William Selmo						DNS			
----	---------------	---	----------------------	---	--	--	--	--	------------	--	--	--

Seat Leon Cup

Circuito Adria
Qualifying Practice (QP1)

For information purposes. No official / regulatory value

Best Sectors Analysis

S1			S2			S3			Ideal Lap Times						
Rnk	No.	Time	Rnk	No.	Time	Rnk	No.	Time	Rnk	No.	Driver	Nat	Ideal Lap	Best Lap	Diff.
1	1	33.063	1	8	22.777	1	12	25.322	1	1	Jonathan Giacon	ITA 	1:21.366	1:21.484	0.118
2	8	33.204	2	1	22.799	2	8	25.430	2	8	Nicola Baldan	ITA 	1:21.411	1:21.461	0.050
3	92	33.234	3	69	23.079	3	3	25.489	3	12	Alberto Vescovi	ITA 	1:21.765	1:21.887	0.122
4	12	33.343	4	12	23.100	4	1	25.504	4	69	Franco Fumi	ITA 	1:22.088	1:22.261	0.173
5	69	33.378	5	92	23.359	5	69	25.631	5	92	Carlotta Fedeli	ITA 	1:22.288	1:22.551	0.263
6	3	33.394	6	36	23.381	6	92	25.695	6	3	Raffaele Gurrieri	ITA 	1:22.289	1:22.602	0.313
7	15	33.404	7	3	23.406	7	15	25.745	7	15	Kevin Giacon	ITA 	1:22.575	1:22.737	0.162
8	36	33.494	8	15	23.426	8	36	25.774	8	36	Alberto Biraghi	ITA 	1:22.649	1:22.911	0.262
9	19	33.584	9	99	23.588	9	19	26.048	9	19	Claudio Formenti	ITA 	1:23.223	1:23.447	0.224
10	99	33.740	10	19	23.591	10	99	26.252	10	99	Peter Wyhinny	GBR 	1:23.580	1:23.721	0.141

Seat Leon Cup

Circuito Adria Qualifying Practice (QP1) Analysis

For information purposes. No official / regulatory value

Laps	Sector 1	Sector 2	Sector 3	Lap Time	Laps	Sector 1	Sector 2	Sector 3	Lap Time	Laps	Sector 1	Sector 2	Sector 3	Lap Time
No.1 Jonathan Giacon					No.15 Kevin Giacon					No.69 Franco Fumi				
1		27.472	28.685		1		26.940	29.072		10	35.272	29.153	26.826	1:31.251
2	34.115	23.413	25.666	1:23.194	2	35.705	25.988	27.559	1:29.252	11	33.690	23.480	25.774	1:22.944
3	33.101	22.818	25.565	1:21.484	3	33.462	23.535	25.745	1:22.742	12	33.647	23.381	25.883	1:22.911
4 IN	33.362	24.667	27.381	1:25.410	4	33.404	23.563	25.770	1:22.737	13	39.817	28.998	26.732	1:35.547
5	2:44.923	30.229	32.176	3:47.328	5	33.561	23.610	26.135	1:23.306	14	34.209	23.537	26.193	1:23.939
6	33.313	22.799	25.601	1:21.713	6 IN	34.958	25.442	28.723	1:29.123	15 IN	38.857	31.554	37.188	1:47.599
7 IN	33.509	24.637	30.032	1:28.178	7	2:33.211	25.500	26.257	3:24.968	No.69 Franco Fumi				
8	4:52.127	25.426	27.587	5:45.140	8	33.642	23.426	25.890	1:22.958	1 IN		31.494	35.423	
9	33.313	22.988	25.504	1:21.805	9	33.808	23.662	26.006	1:23.476	2	3:35.877	25.256	27.864	4:28.997
10	33.063	22.963	25.519	1:21.545	10	33.791	23.655	26.058	1:23.504	3	33.871	23.671	25.860	1:23.402
11	33.399	22.881	25.560	1:21.840	11	35.408	25.852	26.806	1:28.066	4	33.547	23.372	25.903	1:22.822
12	36.594	27.028	27.470	1:31.092	12 IN	33.826	23.966	29.537	1:27.329	5 IN	42.183	28.360	29.078	1:39.621
13 IN	33.639	27.666	36.727	1:38.032	13	3:02.099	26.533	29.175	3:57.807	6	4:21.518	25.175	26.458	5:13.151
No.3 Raffaele Gurrieri					14	38.747	25.794	27.849	1:32.390	7	33.726	23.384	25.891	1:23.001
1 IN		28.118	33.155		15	37.051	27.063	26.135	1:30.249	8	33.635	23.464	25.870	1:22.969
2	3:59.471	24.938	27.173	4:51.582	16	33.799	23.629	26.635	1:24.063	9	33.788	23.442	25.905	1:23.135
3	33.957	23.631	26.106	1:23.694	17 IN	36.320	23.827	31.353	1:31.500	10 IN	36.674	24.810	28.900	1:30.384
4	33.394	24.937	26.562	1:24.893	No.19 Claudio Formenti					11	2:37.277	25.511	26.635	3:29.423
5	33.600	23.406	25.895	1:22.901	1		30.822	30.022		12	33.585	23.463	25.631	1:22.679
6	33.575			1:22.948	2	35.214	25.074	27.391	1:27.679	13	33.378	23.236	25.647	1:22.261
7 IN	34.692	27.268	32.047	1:34.007	3	33.584	23.815	26.048	1:23.447	14	33.412	23.079	25.780	1:22.271
8	5:41.860	31.222	26.801	6:39.883	4 IN	37.505	26.986	31.071	1:35.562	15 IN	33.561	23.185	37.504	1:34.250
9	33.619	23.675	25.489	1:22.783	5	3:01.724	25.151	27.377	3:54.252	No.92 Carlotta Fedeli				
10	33.528	23.523	25.551	1:22.602	6	33.861	23.796	26.123	1:23.780	1		28.558	29.439	
11	35.777	29.690	40.717	1:46.184	7 IN	33.932	27.534	29.133	1:30.599	2	35.354	25.163	27.477	1:27.994
12	33.853			1:23.473	8	2:26.329	25.359	27.116	3:18.804	3 IN	35.174	27.040	30.807	1:33.021
13 IN	40.778	33.031	43.054	1:56.863	9	34.057	23.591	26.110	1:23.758	4	3:38.722	24.213	25.931	4:28.866
No.8 Nicola Baldan					10	34.190	23.628	26.401	1:24.219	5	33.246	23.610	25.695	1:22.551
1 IN		30.973	34.440		11	34.568	23.813	26.349	1:24.730	6	33.398	23.466	25.820	1:22.684
2	3:24.068	28.230	27.939	4:20.237	12	34.306	23.652	26.420	1:24.378	7	33.629	23.587	26.016	1:23.232
3	33.296	23.099	25.509	1:21.904	13	34.197	23.886	26.962	1:25.045	8 IN	34.813	27.024	30.471	1:32.308
4	33.204	22.960	25.430	1:21.594	14	44.367	27.149	28.152	1:39.668	9	1:44.615	25.342	27.554	2:37.511
5 IN	39.778	29.066	32.516	1:41.360	15	34.545	24.361	26.698	1:25.604	10	33.566	23.618	25.871	1:23.055
6	2:31.019	24.997	26.033	3:22.049	16	34.022	23.860	26.327	1:24.209	11	33.665	23.524	26.079	1:23.268
7	33.252	22.777	25.432	1:21.461	17	34.230	23.964	26.716	1:24.910	12 IN	34.576	26.087	31.187	1:31.850
8 IN	33.368	26.766	34.412	1:34.546	18 IN	41.532	32.607	41.908	1:56.047	13	2:41.502	26.989	27.000	3:35.491
9 IN	5:22.473	26.980	30.304	6:19.757	No.36 Alberto Biraghi					14	33.234	23.433	25.926	1:22.593
No.12 Alberto Vescovi					1		31.687	31.211		15	33.518	23.359	26.074	1:22.951
1 IN		30.430	33.644		2 IN	38.241	27.097	29.896	1:35.234	16	33.793	23.603	26.238	1:23.634
2	3:34.615	27.450	27.466	4:29.531	3	2:00.501	28.055	27.806	2:56.362	17	34.022	24.120	27.566	1:25.708
3	33.355	23.201	25.489	1:22.045	4	33.494	23.590	25.871	1:22.955	No.99 Peter Wyhinny				
4	33.343	23.332	25.322	1:21.997	5	35.805	30.326	27.810	1:33.941	1		29.808	31.459	
5 IN	47.281	32.253	31.742	1:51.276	6	33.875	23.677	26.057	1:23.609	2	37.986	26.448	28.988	1:33.422
6	2:49.424	33.196	29.956	3:52.576	7	40.038	24.943	26.266	1:31.247	3	37.477	24.684	27.015	1:29.176
7	33.407	23.100	25.380	1:21.887	8 IN	34.101	23.680	31.894	1:29.675	4	34.487	24.773	27.502	1:26.762
8 IN	45.602	34.282	33.146	1:53.030	9	4:11.469	24.307	26.774	5:02.550	5	34.297	24.274	26.252	1:24.823
										6	33.740	23.675	26.306	1:23.721

Seat Leon Cup

Circuito Adria

Qualifying Practice (QP1)

Analysis

For information purposes. No official / regulatory value

Laps	Sector 1	Sector 2	Sector 3	Lap Time
7 IN	35.041	24.126	28.554	1:27.721
8	2:32.157	25.814	27.728	3:25.699
9	33.765	23.986	26.576	1:24.327
10	33.997	23.954	26.636	1:24.587
11	34.358	24.034	26.771	1:25.163
12	34.097	23.755	26.974	1:24.826
13	33.937	23.820	26.640	1:24.397
14	34.402	24.100	26.608	1:25.110
15	37.966	24.991	27.287	1:30.244
16	34.379	49.283	27.257	1:50.919
17	34.243	23.588	26.941	1:24.772
18	34.377	23.861	26.781	1:25.019
19	34.527	23.687	27.001	1:25.215